



# The 2023 Data and AI landscape

The infographic is organized into several main sections:

- INFRASTRUCTURE:** Includes STORAGE (AWS, Google Cloud, Microsoft Azure), MPP DBs (teradata, Vertica), DATA LAKES / LAKEHOUSES (dremio, databricks), DATA WAREHOUSES (Snowflake, Oracle, Amazon Redshift), STREAMING / IN-MEMORY (Kafka, Flink), NOSQL DATABASES (Cassandra, MongoDB), and NEWSQL DATABASES (CockroachDB, Yugabyte).
- ANALYTICS:** Includes BI PLATFORMS (Tableau, Power BI), VISUALIZATION (Looker, Qlik), DATA ANALYST PLATFORMS (Alteryx, Alteryx), and CUSTOMER DATA PLATFORMS (Salesforce, Oracle).
- MACHINE LEARNING & ARTIFICIAL INTELLIGENCE:** Includes DATA SCIENCE NOTEBOOKS (Databricks, Jupyter), DATA SCIENCE PLATFORMS (Databricks, SAS), ENTERPRISE ML PLATFORMS (Databricks, SAS), DATA GENERATION & LABELING (Scale AI, Hive), MLOPS (Weights & Biases, DVC), COMPUTER VISION (OpenAI, Google), SPEECH (OpenAI, Google), NLP (OpenAI, Google), and HORIZONTAL AI / AGI (OpenAI, Google).
- APPLICATIONS - ENTERPRISE:** Includes SALES (Salesforce), MARKETING (HubSpot), CUSTOMER EXPERIENCE (Salesforce), HUMAN CAPITAL (Workday), AUTOMATION & OPERATIONS (UiPath), and DECISION & OPTIMIZATION (Palantir).
- APPLICATIONS - HORIZONTAL:** Includes CODE & DOCUMENTATION (GitHub), TEXT (OpenAI), AUDIO & VOICE (OpenAI), IMAGE (OpenAI), VIDEO EDITING (Runway), and SEARCH (Elasticsearch).
- APPLICATIONS - INDUSTRY:** Includes FINANCE & INSURANCE (Kensho), HEALTHCARE (Tempus), LIFE SCIENCES (Tempus), TRANSPORTATION (Uber), AGRICULTURE (Bayer), INDUSTRIAL & LOGISTICS (DHL), and GOVT & INTELLIGENCE (Palantir).
- OPEN SOURCE INFRASTRUCTURE:** Includes FRAMEWORKS (PyTorch, TensorFlow), FORMAT (Parquet), QUERY / DATA FLOW (Dagster), DATA ACCESS (Fivetran), DATABASES (PostgreSQL), OLAP (Snowflake), ORCHESTRATION (Airflow), INFRA-STRUCTURE (Kubernetes), DATA OPS (Docker), STREAMING & MESSAGING (Kafka), CIAT TOOLS & LANGUAGES (Python), MLOPS & AI INFRA (MLflow), AI FRAMEWORKS & LIBRARIES (PyTorch), AI MODELS & ARCHITECTURES (OpenAI), SEARCH (Elasticsearch), LOGGING & MONITORING (Datadog), VISUALIZATION (Tableau), and COLLABORATION (Slack).
- DATA SOURCES & APIs:** Includes DATA MARKETPLACES & DISCOVERY (Bloomberg), FINANCIAL & MARKET DATA (Bloomberg), AIR / SPACE / SEA (OpenSky), PEOPLE / ENTITIES (LinkedIn), LOCATION INTELLIGENCE (Mapbox), and ESG (ESG Databases).
- DATA & AI CONSULTING:** Includes Deloitte, Accenture, PwC, EY, and various boutique consulting firms.

<https://mad.firstmark.com/>




Microsoft

Microsoft Fabric

# You're a Power BI Admin?

## Let's get your threads aligned for Fabric!

Benni De Jagere  
Senior Program Manager  
Fabric Customer Advisory Team



Slides

Platinum partners

**creates.**

 **In Summa**

Goud partners

 **Kimura**

 **plainwater**  
de kracht van heldere data

**KASPAROV**  
**FINANCE & BI**

Zilver partners

 **rockfeather**

 **Dynamic**  
People

**GET**  
**RESPONSIVE**

Brons partners

**Hso**

**macaw**

**iqbs**

**VICTA**  
BUSINESS INTELLIGENCE

**Quanto**  
collective analytics

**ilionx**

**valcon**

**VALID**  
STAY AHEAD

Community partners

**broadwick+**  
Data & development recruiters

**THE DATA COOKS**

 **Tabular Editor**

 **Datamanzi**

**Power BI**  
Connector by DAVISTA

**MINOVA**

 **AZURRO FINANCE**

 **DATA KINGDOM**

**volda;**  
INFORMATIESPECIALISTEN

**DashData.**

**VisionBI**  
Smart Data Experts 

 **easydash**

Before we go..

*"It is the perhaps the biggest launch of a Data Product for Microsoft since SQL Server"*

Satya Nadella – May 23rd 2023 @ Microsoft Build Keynote

Announcing

# Microsoft Fabric

Data analytics for the era of AI

Unified storage  
and compute

Unified  
experience

Unified  
governance

Unified  
business model



# ALWAYS keep this in mind

It is okay to feel overwhelmed with all the new information about Microsoft Fabric. Product development has never been moving at a faster pace.


Take it one chunk at a time and focus on what is most important (for you).

That random guy in a room in Utrecht – March 2024




1

# Introducing Microsoft Fabric



# Introducing Microsoft Fabric





# 2

Understanding  
key aspects



# What is actually changing (or not)?

aka "It's not that bad"

- "SaaSification" of the Data Platform
  - Data Analytics driven from the Business, governed by IT
- Power BI is now a part of Fabric
- Fabric Items always require a capacity
- Core concepts of the Power BI Service still apply
  - Tenant
  - Capacities
  - Workspaces
- Admins do not need to be an expert on all workloads
  - Key skill will be interpreting the Capacity Metrics App
- Most significant change will be culture, not technology
  - Send that gift basket to your friendly neighbourhood M365 Admin

# How to govern creation of Fabric items

- Creation of Fabric Items relies on:
  - “Microsoft Fabric (Free)” license (Former: Power BI (Free))
  - “Users can create Fabric items” (public preview)
  - “Users can try Microsoft Fabric paid features”
  - Capacity override option (cannot be disabled)
- Monitor the Activity Log for “Create ..” activities
- Use the [GetCapacitiesTenantSettingsOverrides](#) API

# "Microsoft Fabric (Free) License"

Microsoft 365 admin center

Search

Dashboard view Add user Reset

Home Users Teams & groups Billing Setup Show all

Install Office Add domain Add users

**Benni De Jagere (March 2023)**

Reset password Block sign-in Delete user

Account Devices **Licenses and apps** Mail OneDrive

Select location \*  
Belgium

Microsoft Teams

**Support remote workers with Teams**

Learn how to manage Teams for remote work, with step-by-step guidance, short videos, and tips.

- Teams is on for your organization
- Check setup status for new Teams users
- Guest access is on
- Try new Teams Premium for more personalized, intelligent and secure meetings

Licenses (1)

- Microsoft 365 E5 Developer (without Windows and Audio Conferencing)  
7 of 25 licenses available
- Microsoft Fabric (Free)** ←  
Unlimited licenses available

Apps (1)

# Tenant Setting: "Users can create Fabric items"

Microsoft Fabric

Search

Admin portal

Tenant settings

Usage metrics

Users

Premium Per User

Audit logs

Domains (preview) New

Capacity settings

Refresh summary

Embed Codes

Organizational visuals

Azure connections

Workspaces

Custom branding

Protection metrics

Featured content

Microsoft Fabric (Preview)

## Users can create Fabric items (public preview)

Enabled for the entire organization

Users can create Fabric items with new capabilities in Microsoft Fabric. This setting can be managed at both the tenant and the capacity levels. By using Microsoft Fabric, you accept the [Preview Terms of Use](#). [Learn More](#)

Enabled

Apply to:

The entire organization

Specific security groups

Except specific security groups

Delegate setting to other admins

Capacity admins can enable/disable

Apply

Cancel

# Tenant Setting: "Users can try Microsoft Fabric paid features"

The screenshot shows the Microsoft Fabric Admin portal interface. At the top, there is a blue header with the text "Microsoft Fabric" and a search bar. On the left side, there is a navigation menu with "Admin portal" and "Tenant settings" highlighted with red boxes. The main content area is titled "Microsoft Fabric (Preview)" and contains several settings. The setting "Users can try Microsoft Fabric paid features" is highlighted with a red box. It is currently enabled, as indicated by a green toggle switch. Below the toggle, there is a section titled "Apply to:" with three radio button options: "The entire organization" (selected), "Specific security groups", and "Except specific security groups". At the bottom of this section, there are "Apply" and "Cancel" buttons.

Microsoft Fabric

Search

Admin portal

Tenant settings

Usage metrics

Users

Premium Per User

Audit logs

Domains (preview) **New**

Capacity settings

Refresh summary

Embed Codes

Organizational visuals

Azure connections

Workspaces

Custom branding

Protection metrics

Featured content

Microsoft Fabric (Preview)

- Users can create Fabric items (public preview)  
*Enabled for the entire organization*
- Enable Trident (Private Preview)  
*Enabled for the entire organization*

Help and support settings

- Publish "Get Help" information  
*Enabled for the entire organization*
- Receive email notifications for service outages or incidents  
*Disabled for the entire organization*
- Users can try Microsoft Fabric paid features  
*Enabled for the entire organization*

When users sign up for a Microsoft Fabric trial, they can try Fabric paid features for free for 60 days from the day they signed up. [Learn More](#)

Enabled

Apply to:

- The entire organization
- Specific security groups
- Except specific security groups

Apply Cancel

# Capacity Override

Microsoft Fabric

Search

Admin portal

Tenant settings

Usage metrics

Users

Premium Per User

Audit logs

Domains (preview) New

Capacity settings

Refresh summary

Embed Codes

Organizational visuals

Azure connections

Workspaces

Custom branding

Protection metrics

Featured content

Power BI Premium > CAT\_Premium\_Europe

Detail Delegated tenant settings

Microsoft Fabric (Preview)

Users can create Fabric items (public preview)

*Enabled for all users in capacity*

Users can create Fabric items with new capabilities in Microsoft Fabric. This setting can be managed at both the tenant and the capacity levels. By using Microsoft Fabric, you accept the [Preview Terms of Use](#). [Learn More](#)

Override tenant admin selection

Enabled

Apply to:

All the users in capacity

Specific security groups

Except specific security groups

Apply

Cancel

# What is the cost?

- During preview, Fabric was free!
- Preview workloads were not drawing consumption (Capacity Units)
  - This started on October 1st 2023
- Capacity Metrics App shows consumption for new workloads
- Azure F SKU is a paid resource
- For free testing use a trial capacity (FT1)



# Understanding cost and consumption

COMPUTE

STORAGE

 Microsoft Fabric



**Data Integration**

Data Factory



**Data Engineering**

Synapse



**Data Warehouse**

Synapse



**Data Science**

Synapse



**Real-Time Analytics**

Synapse



**Business Intelligence**

Power BI



**Unified data foundation**

OneLake

# Capacity Options

P SKU	F SKU	FT SKU	F SKU
Power BI Premium	Fabric	Fabric Trial	Reserved Instance
Montly/Yearly commitment	Pay as you Go	No payment method needed	1 or 3 year commitment
Office (M365) Billing	Azure Billing	<b>No</b> Billing	Azure Billing
Full range of Fabric options	Full range of Fabric options	Full range of Fabric options	Full range of Fabric options
Free PBI read-only consumption	Free PBI read-only consumption (Starting at F64)	<b>No</b> free PBI read-only consumption	Free PBI read-only consumption (Starting at P1 equivalent)

FT SKUs will automagically extend until GA, then counts down to 60 days (if kept active)  
 A/EM SKUs do not offer Fabric capabilities

<https://learn.microsoft.com/en-us/fabric/enterprise/licenses>

<https://learn.microsoft.com/en-us/fabric/get-started/fabric-trial#end-a-fabric-preview-trial>

<https://data-witches.com/2023/01/24/m365-developer-license-fabric/>

# Fabric Capacity Metrics App

- New experience, drastically simplified
  - Found in the AppSource (Get Apps)
- Shows a clear indication of which consumptions are billable
  - New workloads will keep showing up in the Metrics App
- Which operations are background/interactive?
  - Stay tuned (or interpret the Metrics App)
- Interpreting this is key to understanding Fabric consumption (and cost)

[What is the utilization and metrics app? - Microsoft Fabric | Microsoft Learn](#)

[Understand the metrics app overview page - Microsoft Fabric | Microsoft Learn](#)

[Understand the metrics app timepoint page - Microsoft Fabric | Microsoft Learn](#)

[Power BI Premium capacity load, overload, and autoscale - Power BI | Microsoft Learn](#)

[Power BI Premium CPU smoothing. - Power BI | Microsoft Learn](#)

[Interactive and background operations in Power BI - Power BI | Microsoft Learn](#)

# 3

## Structuring Content



# Workspace Management & Access Control

- Creation of Workspaces is bound to Tenant Settings
  - "Create workspaces (new workspace experience)"
- New Fabric items **require** a capacity (P, FT, or F)
  - For Power BI items, Shared Capacity is still an option
  - Region of the capacity determines where the data will reside
- Workspace roles still apply
  - Anything above viewer permissions make configured data security obsolete
  - A viewer role adds the implicit ReadAll to all items
  - Consider using Apps, and only providing permissions that what's needed to consume a report

## Microsoft Fabric workspace roles

Capability	Admin	Member	Contributor	Viewer
Update and delete the workspace.	✓			
Add or remove people, including other admins.	✓			
Add members or others with lower permissions.	✓	✓		
Allow others to reshare items. <sup>1</sup>	✓	✓		
View and read content of data pipelines, notebooks, Spark job definitions, ML models and experiments, and Event streams.	✓	✓	✓	✓
View and read content of KQL databases, KQL query-sets, and real-time dashboards.	✓	✓	✓	✓
Connect to SQL endpoints of Lakehouse and Data warehouse.	✓	✓	✓	✓
Read Lakehouse and Data warehouse data and shortcuts <sup>2</sup> through SQL endpoints.	✓	✓	✓	- <sup>3</sup>
Read Lakehouse and Data warehouse data and shortcuts <sup>2</sup> through OneLake APIs and Spark.	✓	✓	✓	-
Read Lakehouse data through Lakehouse explorer.	✓	✓	✓	-
Write or delete data pipelines, notebooks, Spark job definitions, ML models and experiments, and Event streams.	✓	✓	✓	-
Write or delete KQL query-sets, real-time dashboards, and schema and data of KQL databases, Lakehouses, data warehouses, and shortcuts.	✓	✓	✓	-
Execute or cancel execution of notebooks, Spark job definitions, ML models and experiments.	✓	✓	✓	-
Execute or cancel execution of data pipelines.	✓	✓	✓	✓
View execution output of data pipelines, notebooks, ML models and experiments.	✓	✓	✓	✓
Schedule data refreshes via the on-premises gateway. <sup>4</sup>	✓	✓	✓	
Modify gateway connection settings. <sup>4</sup>	✓	✓	✓	

<sup>1</sup> Contributors and Viewers can also share items in a workspace, if they have Reshare permissions.

<sup>2</sup> Additional permissions are needed to read data from shortcut destination. Learn more about [shortcut security model](#).

<sup>3</sup> Admins, Members, and Contributors can grant viewers granular SQL permissions to read Lakehouse and Data warehouse data through SQL endpoints.

<sup>4</sup> Keep in mind that you also need permissions on the gateway. Those permissions are managed elsewhere, independent of workspace roles and permissions.

# Introducing Domains

- Mesh inspired mechanism to logically group workspaces
  - Group by whatever makes sense for your organisation
  - 1 workspace can be assigned to 0 .. 1 domains
- OneLake Data Hub allows you to refine search to a Domain
- Introducing Tenant Setting Delegation
  - Currently only for Certification
  - Over time, we'll see interesting new options appear..

## Admin portal

Tenant settings

Usage metrics

Users

Premium Per User

Audit logs

Domains (preview) New

Capacity settings

Refresh summary

Embed Codes

Organizational visuals

Azure connections

Workspaces

Custom branding

## Domains

Create domains that match your org's key business segments and assign relevant workspaces. [Learn more](#)

[+ Create new domain](#)

Name	Description	Domain admins
Domain CAT1	-	Lars Andersen
Retail Sale	This domain contains data for retail sale function.	-
Benni's Demo	-	Benni De Jagere

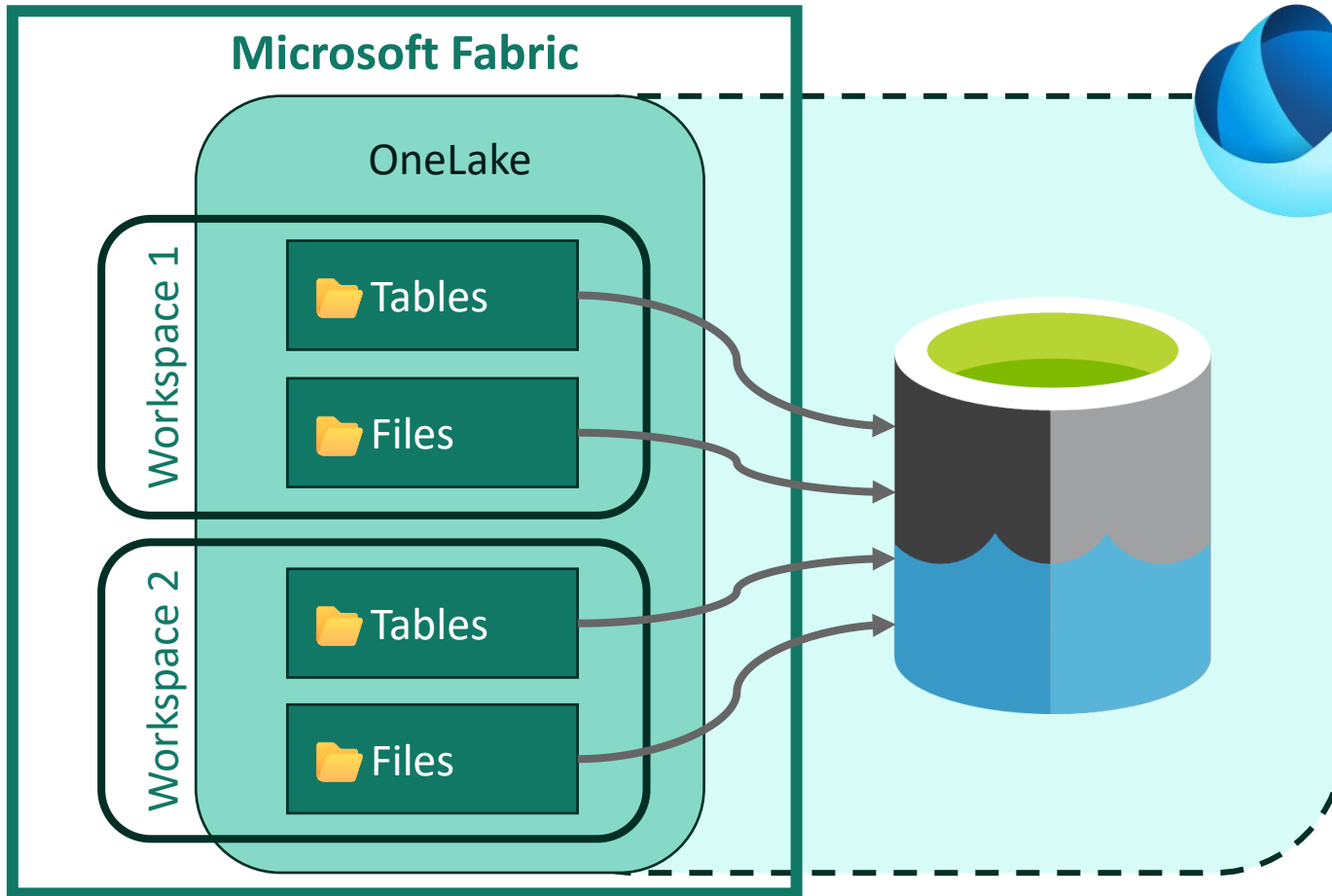


# 4

## Understanding OneLake

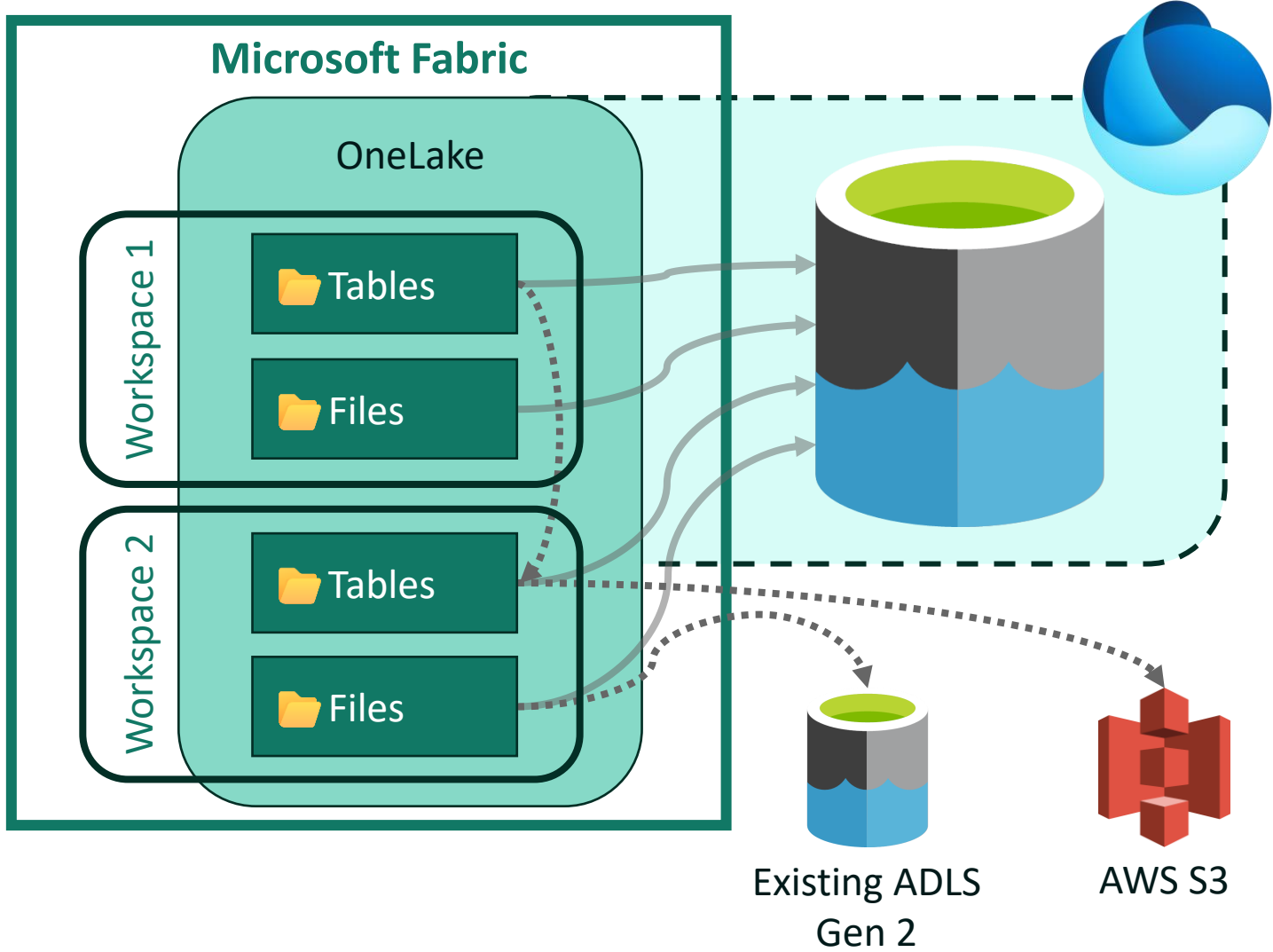


# OneLake Structure and Architecture



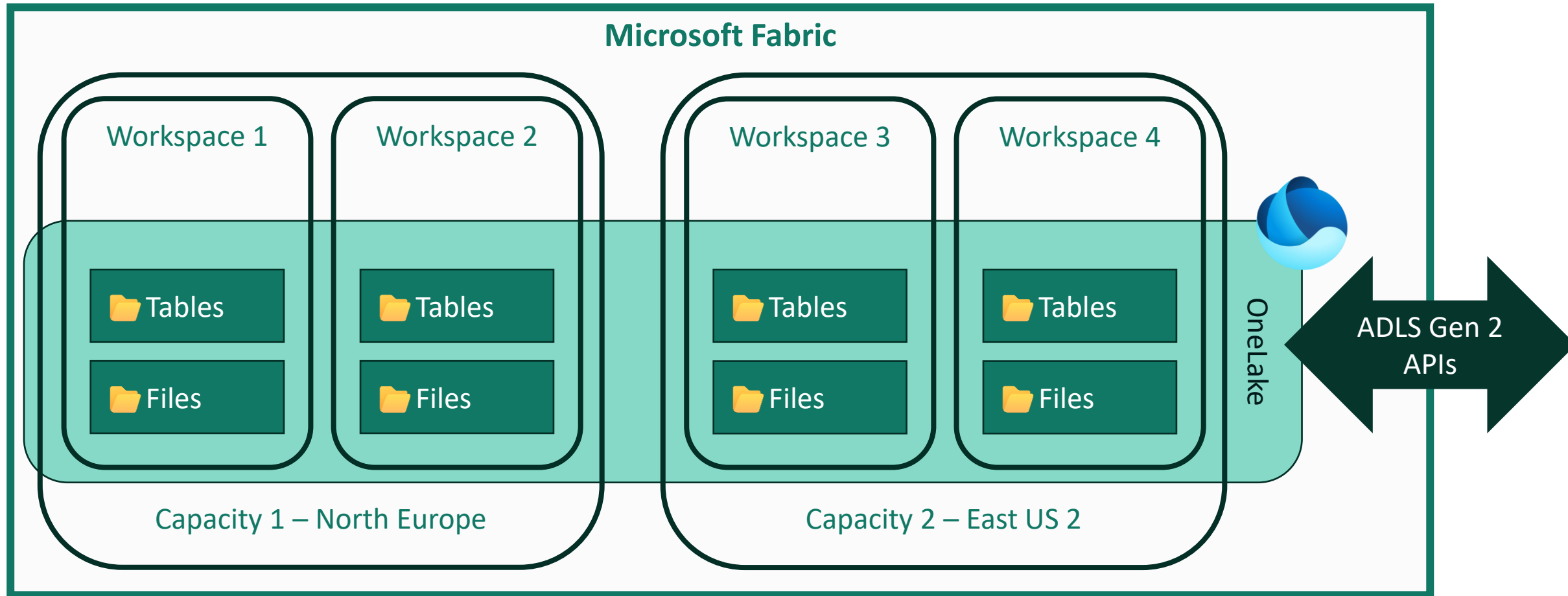
- OneLake built on-top of ADLS Gen 2
- Each workspace may be one or many ADLS Gen 2 account
- Underlying ADLS Gen 2 accounts are not exposed to you as a user\*

# OneLake Shortcuts



- Creates a virtual connection (Windows Shortcut, Unix Symlink)
- Shortcuts can be created to other Workspaces
- Shortcuts can be created to ADLS Gen 2 and AWS S3 accounts (& more soon)
- Shortcuts can work at the Files or Table level.

# OneLake Overview



# 5



**New options for the Admin**

# Admin Monitoring Workspace

- One stop Shop for Admin needs
  - Read-only workspace
  - Only accessible with Admin permissions + Power BI Pro subscription
  - First user to open will configure the scheduled refresh
  - Be careful with temporary accounts
- Feature Usage and Adoption
  - Activity Log data with 30 days retention
- Purview Hub
  - Data about certification, endorsement, MIP, ..



Home



Create



Browse



OneLake data hub



Apps



Metrics



Monitoring hub



Deployment pipelines



Learn



Workspaces



Admin monitoring

### Workspaces

Admin monitoring

My workspace

All

BDJ\_DirectLake

BDJ\_NYCCitibike\_BQ

BDJ\_NYCCitibikeDL

BDJ\_NYCCitibikeDQ

BDJ\_TrialWorkspaceTest

Direct Lake Blueprint (dev)

Emissions Impact Dashboard

Emissions Impact Dashboar...

Lars

Microsoft Fabric Capacity M...

PBI Monitor - PBICAT

Premium Capacity Utilizatio...



## Admin monitoring

Admin monitoring



Manage access



Workspace settings

	Name	Type	Owner	Refreshed
	Feature Usage and Adoption	Report	Admin monitoring	8/22/23, 2:21:57 PM
	Feature Usage and Adoption	Dataset	Admin Monitoring	8/22/23, 2:21:57 PM
	Purview Hub	Report	Admin monitoring	8/22/23, 2:21:45 PM
	Purview Hub	Dataset	Admin Monitoring	8/22/23, 2:21:45 PM

# Monitoring Hub

- Target audience is business users, but it can help admins
- Operational overview of refreshes for different item types
- Will only show items you have **Read** permissions to
- A LOT of useful information
  - Use "Filters" and "Column Options"
- But does it export to Excel? 😞



- Home
- Create
- Browse
- OneLake data hub
- Apps
- Metrics
- Monitoring hub**
- Deployment pipelines
- Learn
- Workspaces
- Admin monitoring

# Monitoring hub

Monitoring hub is a station to view and track active activities across different products.

Refresh

Filter by keyword

Filter (1)

Column Options

benni@powerbicat.net (me) X Reset to default

Activity name	Status	Item type	Start time	Submitter	Location	Duration	Capacity	Allocated Resource	Job type
00_NYC_Citibike_BQ_DQ	Completed	Dataset	6:49 PM, 9/3/23	Benni De Jagere	BDJ_NYCCitibike...	1s	CAT_Premium_Europe		
Data protection metrics (automatically generated)	Completed	Dataset	9:36 AM, 9/3/23	Benni De Jagere	My workspace	1s	CAT_Premium_Europe		
Fabric Capacity Metrics Preview	Completed	Dataset	12:03 AM, 9/3/23	Benni De Jagere	Microsoft Fabric C...	14m 53s	Shared On Premium - ...		
Capacity Metrics Analysis	Completed	Dataset	12:02 AM, 9/3/23	Benni De Jagere	Premium Capacity...	6m 30s	Shared On Premium - ...		
df_Framing	Completed	Dataflow Gen2	5:38 PM, 8/24/23	Benni De Jagere	BDJ_NYCCitibikeD...	28s	CAT_Premium_Europe		
Notebook 1_2cebc23e-a7c9-4b01-9a0d-818aa4...	Completed	Notebook	5:22 PM, 8/24/23	Benni De Jagere	BDJ_NYCCitibikeD...	41m 7s			Spark sessi
00_NYCCitibike_DL	Completed	Dataset	4:59 PM, 8/24/23	Benni De Jagere	BDJ_NYCCitibikeD...	1m 10s	CAT_Premium_Europe		
Notebook 1_de8da96a-6940-49fb-b714-31a7ed...	Completed	Notebook	10:36 PM, 8/23/23	Benni De Jagere	BDJ_NYCCitibikeD...	22m 49s		1 executors, 8 cores	Spark sessi
pipe_Facts	Completed	Data pipeline	7:53 PM, 8/23/23	Benni De Jagere	BDJ_NYCCitibikeD...	41m 30s			
pipe_FactsXL	Completed	Data pipeline	6:24 PM, 8/17/23	Benni De Jagere	BDJ_NYCCitibikeD...	6h 19m 3s			
df_Dimensions	Completed	Dataflow Gen2	10:25 PM, 8/16/23	Benni De Jagere	BDJ_NYCCitibikeD...	3m 12s	CAT_Premium_Europe		

# Get Tenant Settings API

- Documented API to extract tenant setting configurations
- Well suited to document Tenant Setting configurations
- Advised to do this regularly, and compare changes
  - Activity Log contains entries for a changed setting to know who changed something (and when)
  - Or set up Alerts ( [link](#) )

[Tenants - Get Tenant Settings - REST API \(Fabric REST APIs\) | Microsoft Learn](#)

<https://www.linkedin.com/pulse/microsoft-fabrics-monitoring-tenant-settings-romain-casteres/>

[Managing Tenant Settings in the Power BI Service — Coates Data Strategies](#)

Response Code: 200

## Headers

HTTP

Copy

```
cache-control: no-store, must-revalidate, no-cache
content-length: 4133
content-type: application/json; charset=utf-8
pragma: no-cache
requestid: 03229615-d71b-4779-83a2-dd6706f629f3
```

## Body

JSON

Copy

```
{
  "tenantSettings": [
    {
      "settingName": "AllowServicePrincipalsUseReadAdminAPIs",
      "title": "Allow service principals to use read-only admin APIs",
      "enabled": true,
      "canSpecifySecurityGroups": true,
      "enabledSecurityGroups": [
        {
          "graphId": "04065eb6-2039-4495-a553-df184bb9ec4d",
          "name": "PBISettings-ServicePrincipalsAdmin"
        },
        {
          "graphId": "88b098b1-1af6-4875-967d-348d9a774c75",
          "name": "dbrowne_sp_group"
        }
      ]
    },
    {
      "tenantSettingGroup": "Admin API settings"
    },
    {
      "settingName": "AdminApisIncludeDetailedMetadata",
      "title": "Enhance admin APIs responses with detailed metadata",
      "enabled": true,
      "canSpecifySecurityGroups": true,
      "tenantSettingGroup": "Admin API settings"
    },
    {
      "settingName": "AdminApisIncludeExpressions",
      "title": "Enhance admin APIs responses with DAX and mashup expressions",
      "enabled": true,
      "canSpecifySecurityGroups": true,
      "tenantSettingGroup": "Admin API settings"
    },
  ],
}
```

**Let's talk about Copilot**

Before you go

# Introducing Shareable Cloud Connections

- Released on September 1st 2023
- Support multiple connections to the same data source
  - Set up different connection strings with the same user!
- Centrally configure and manage data sources
- Share connections with other users
- Lower the overhead of maintaining data connections and credentials

### Settings



ⓘ Currently, these cloud connections are only supported for Data Pipelines and Kusto. In the future, other artifacts can also make use of the cloud connections. To create personal cloud connections in Datasets, Datamarts, and Dataflows, use the Power Query Online experience in "Get data".

On-premises Virtual network Cloud

**Connection name \***

GoogleBQ\_NYCCitibike

**Connection type**

Google BigQuery

**Data source path**

GoogleBigQuery

**Authentication**

**Authentication method \***

OAuth 2.0

[Edit credentials](#)

**General**

**Encrypted connection \***

Not encrypted

**Privacy level \***

Organizational

Allow this connection to be used with on-premises data gateways. ⓘ

Save Close

✓	GoogleBQ_NYCCitibike	...	Google BigQuery	Benni De Jagere	🔄
	GoogleBQ_SCCTest		Google BigQuery	Benni De Jagere	🔄

[aka.ms/FabricRoadmap](https://aka.ms/FabricRoadmap)



## Session evaluation



## Event evaluation



# Slides

