


10 tips voor het bouwen van een gebruikersvriendelijk dashboard

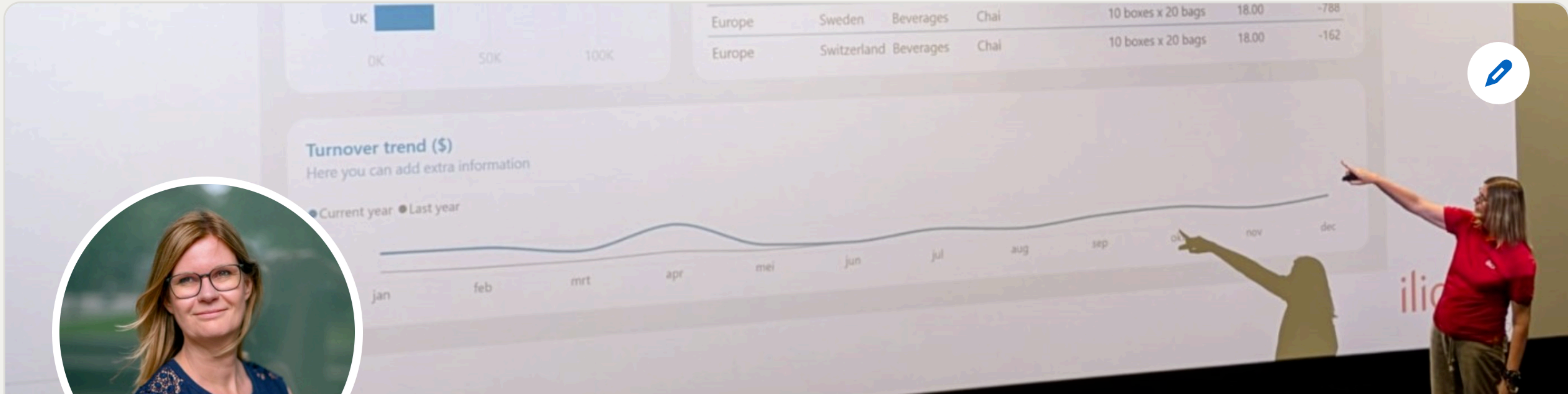
Marjolein Opsteegh
ilionx



The image shows three overlapping screenshots of a Power BI dashboard, illustrating design tips:

- Tip 1 - add a homepage:** A dashboard with a grid of icons for home, camera, chat, and navigation.
- Tip 2 - the power of filters:** A dashboard with a filter pane on the left and a main area with a bar chart and a donut chart.
- Order details:** A detailed view of an order with a table of items and a summary bar at the bottom.

Date	Country	Company	Order	Category	Product	Quantity (t)	Unit Price (€)	Net Turnover (€)	
22-07-13	USA	Rattlesnake Canyon Grocery	10282	Grains & Cereals	56	Groochi di nonna Alice	2	30,40	61
31-07-13	USA	White Clover Markets	10289	Dairy Products	33	Gelato	60	2,00	114
31-07-13	USA	White Clover Markets	10289	Dairy Products	72	Mozzarella di Giovanni	20	27,90	558
01-08-13	USA	Split Rail Beer & Ale	10271	Dairy Products	33	Gelato	24	2,00	48
02-08-13	USA	Rattlesnake Canyon Grocery	10272	Dairy Products	31	Gorgonzola Salsino	40	10,00	400
02-08-13	USA	Rattlesnake Canyon Grocery	10272	Dairy Products	72	Mozzarella di Giovanni	24	27,90	667
30-08-13	USA	Rattlesnake Canyon Grocery	10284	Meat & Poultry	17	Alca Multon	15	31,20	468
30-08-13	USA	Rattlesnake Canyon Grocery	10284	Dairy Products	60	Camembert Hermit	21	27,30	571
13-09-13	USA	Old World Delicatessen	10305	Meat & Poultry	29	Thuringer Rottbraten	25	90,00	2.250
25-09-13	USA	Rattlesnake Canyon Grocery	10314	Dairy Products	32	Messagerie Finest	40	25,00	1.014
06-10-13	USA	Save a lot Markets	10324	Dairy Products	56	Bachter Countrybut	40	44,90	1.496
15-10-13	USA	Split Rail Beer & Ale	10329	Grains & Cereals	56	Groochi di nonna Alice	12	30,40	347
25-10-13	USA	Old World Delicatessen	10336	Meat & Poultry	17	Alca Multon	20	31,20	624
02-11-13	USA	Rattlesnake Canyon Grocery	10346	Meat & Poultry	17	Alca Multon	36	31,20	1.112
05-11-13	USA	Rattlesnake Canyon Grocery	10346	Grains & Cereals	56	Groochi di nonna Alice	20	30,40	608
08-11-13	USA	Split Rail Beer & Ale	10349	Meat & Poultry	54	Tourtiere	24	5,00	122
02-12-13	USA	Split Rail Beer & Ale	10389	Meat & Poultry	29	Thuringer Rottbraten	20	90,00	1.800
03-12-13	USA	Split Rail Beer & Ale	10389	Grains & Cereals	56	Groochi di nonna Alice	18	30,40	410
06-12-13	USA	Hungry Coyote Import Store	10375	Meat & Poultry	54	Tourtiere	10	5,00	50
17-12-13	USA	Split Rail Beer & Ale	10385	Dairy Products	60	Camembert Hermit	20	27,20	533
25-12-13	USA	Save a lot Markets	10390	Dairy Products	31	Gorgonzola Salsino	32	10,00	320
20-12-13	USA	Save a lot Markets	10388	Meat & Poultry	53	Hop Onions	120	18,30	2.211
01-01-14	USA	Rattlesnake Canyon Grocery	10421	Grains & Cereals	56	Groochi di nonna Alice	70	30,40	2.128
01-01-14	USA	Rattlesnake Canyon Grocery	10421	Dairy Products	71	FilippoVan	60	17,20	1.032
15-01-14	USA	Hungry Coyote Import Store	10415	Meat & Poultry	17	Alca Multon	2	31,20	62
15-01-14	USA	Hungry Coyote Import Store	10415	Dairy Products	33	Gelato	20	2,00	40
31-01-14	USA	Split Rail Beer & Ale	10422	Meat & Poultry	54	Tourtiere	40	5,00	200
10-02-14	USA	Save a lot Markets	10440	Meat & Poultry	29	Thuringer Rottbraten	24	90,00	2.160
Total							3.446		95.238



Marjolein Opsteegh (She/Her)

I help you build user-friendly Power BI dashboards

Papendrecht, South Holland, Netherlands · [Contact info](#)

[8,082 followers](#) · [500+ connections](#)

Open to

Add profile section

Enhance profile

Resources



A big thank you to our amazing partners



Thanks



Tip 1



Tip 2



Tip 3



Tip 4



Tip 5



Tip 6



Tip 7



Tip 8



Tip 9



Tip 10

Year

2015

Month

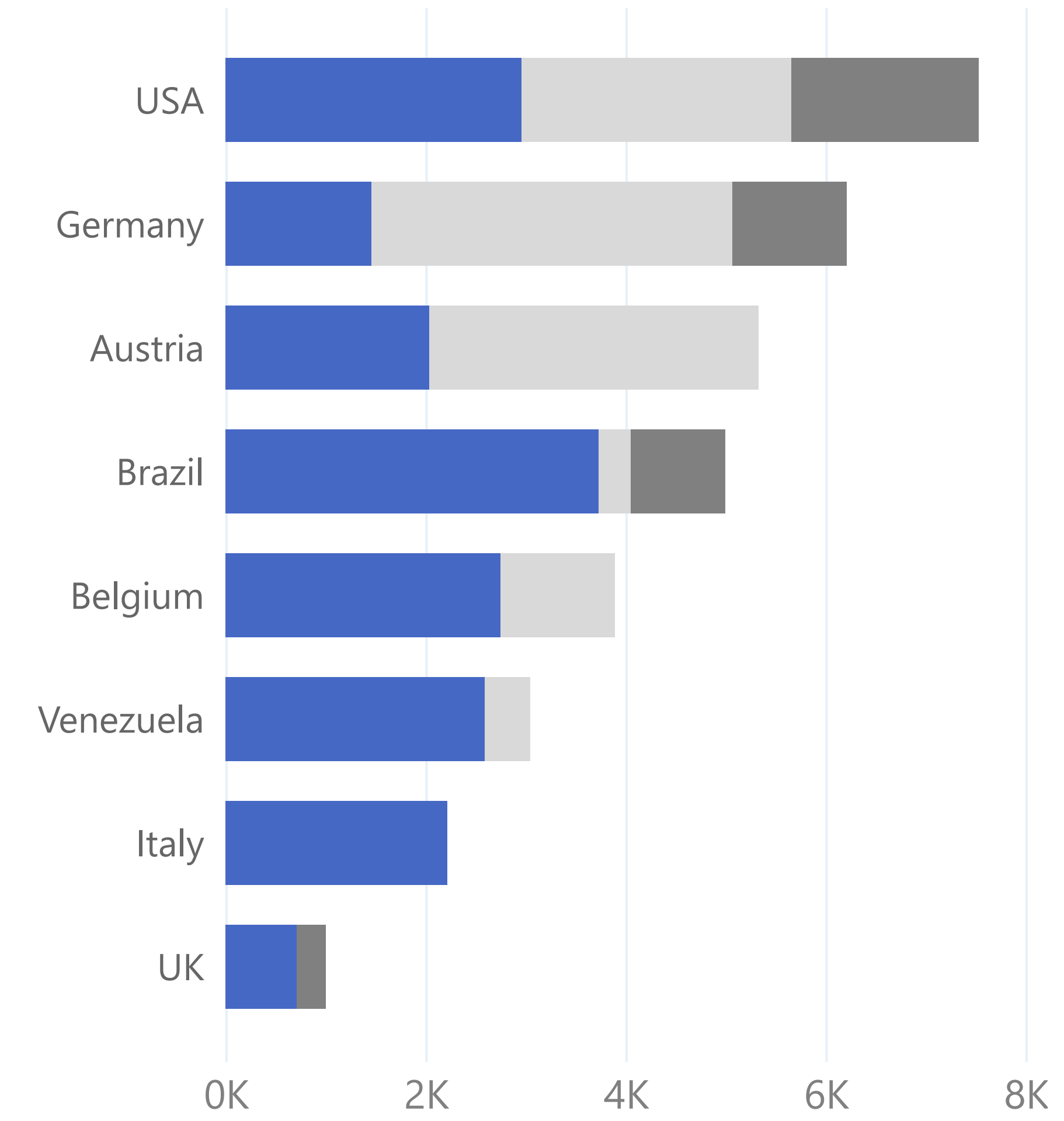
januari

Category

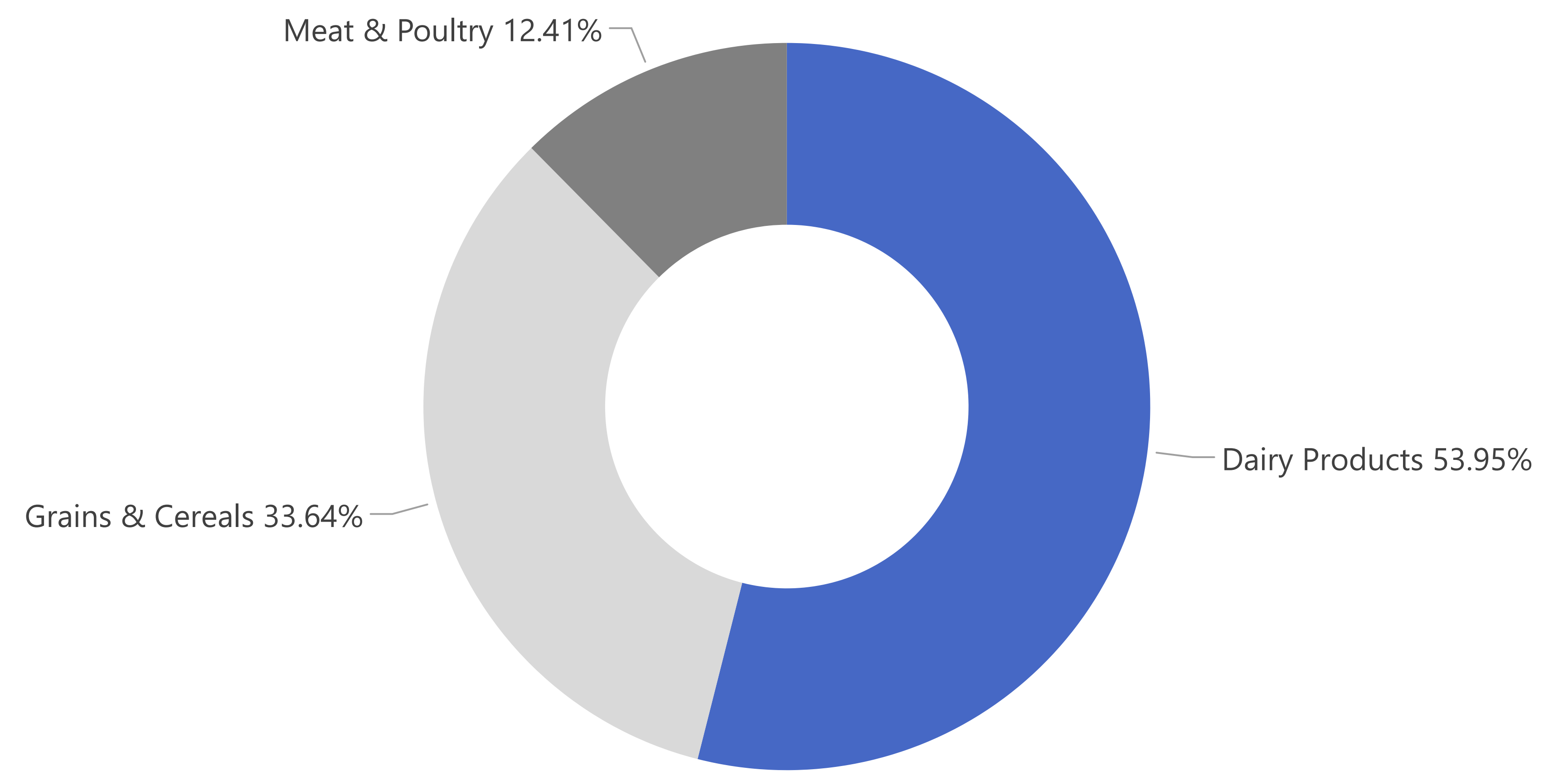
Multiple selections

Title


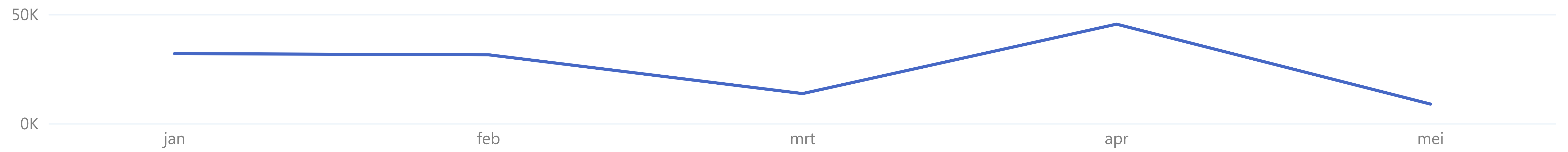
● Dairy Products ● Grains & Cereals ● Meat & Poultry



Title



Title



Year

2015

Month

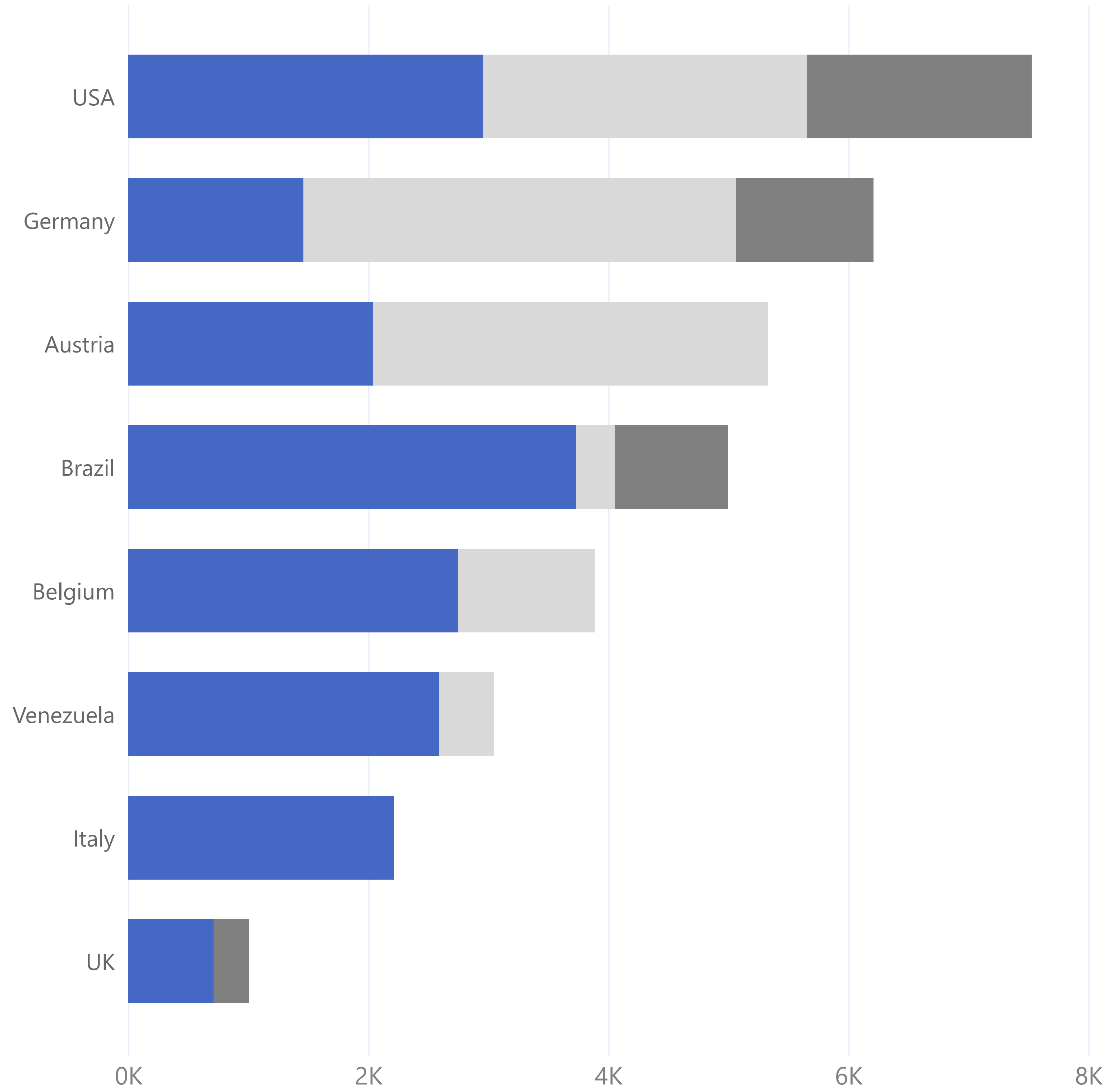
januari

Category



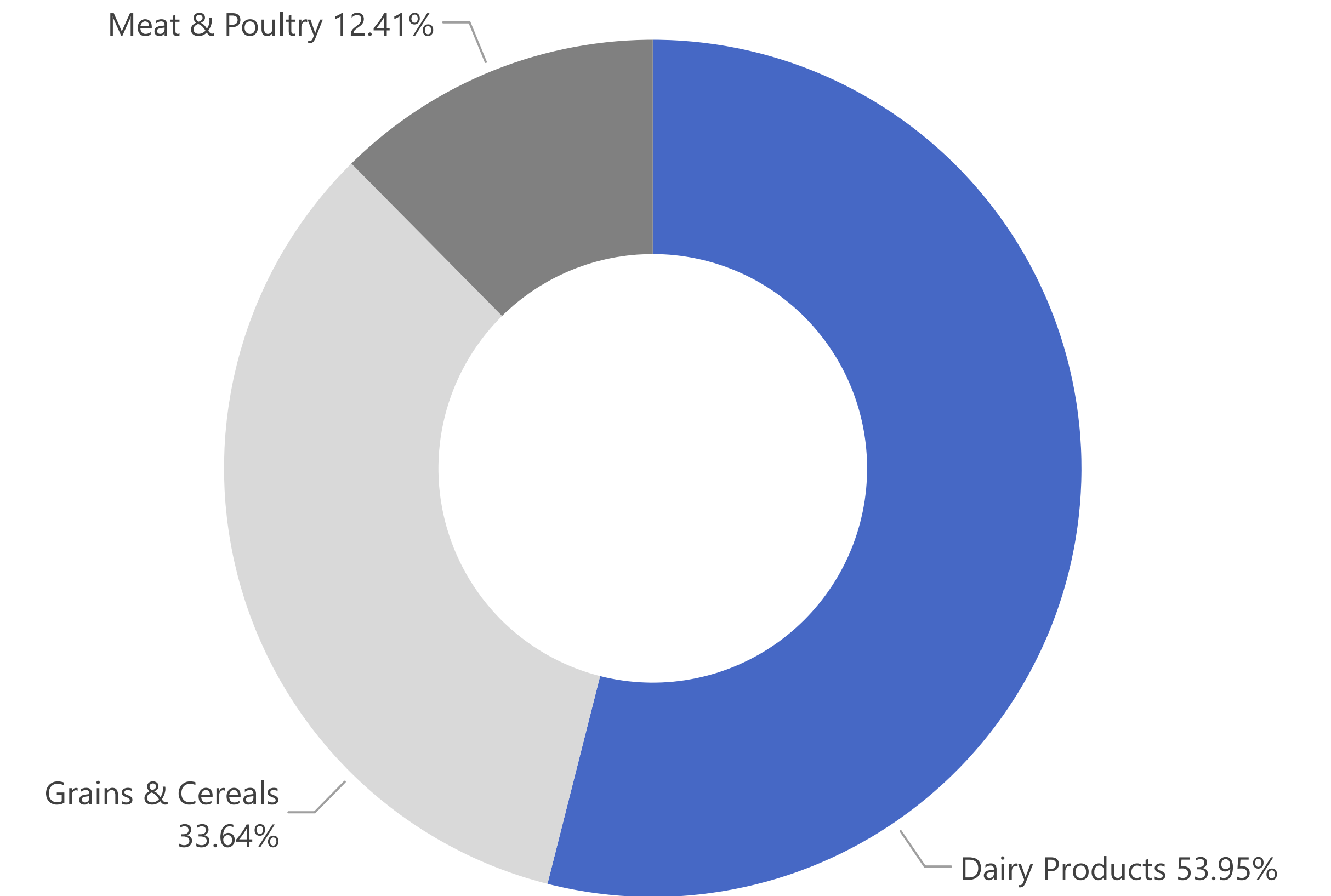
Multiple selections

Title

● Dairy Products ● Grains & Cereals ● Meat & Poultry



Title



Net Turnover (\$)

36,593

Quantity (#)

1,299

Discount (\$)

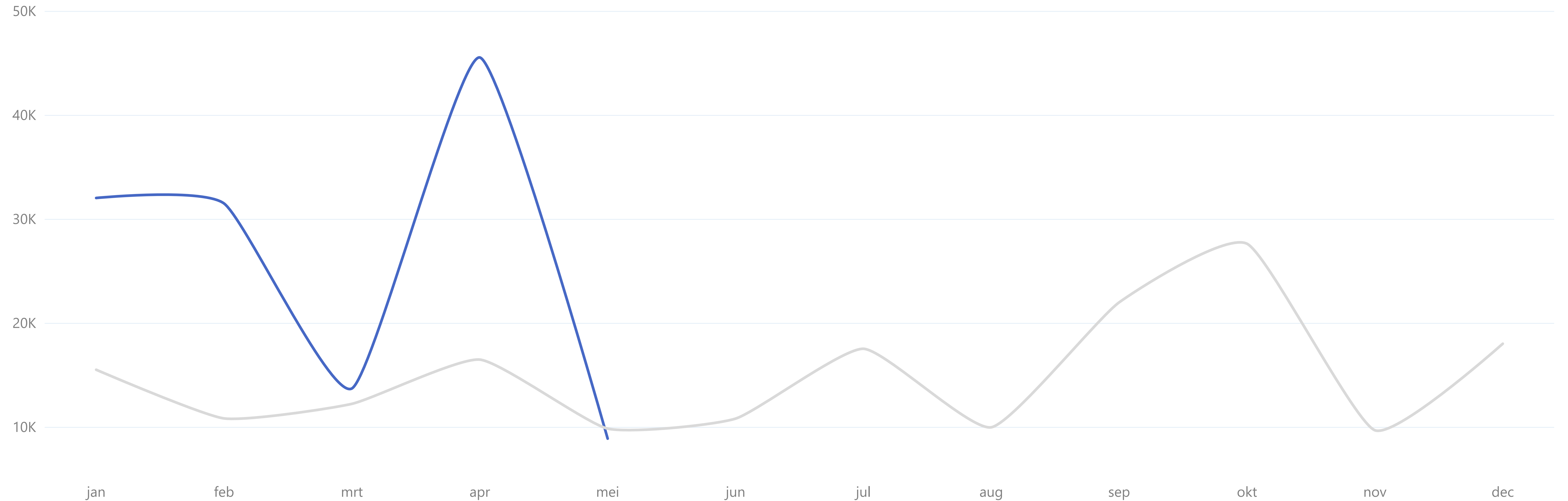
-5,161

Discount (%)

-14%

Title

● Current year-to-date ● Net Turnover (\$) LY



Date	Country	Company	Order	Category	Product	Product	Quantity (#)	Unit Price (\$)	Net Turnover (\$)
05-07-13	Germany	Toms Spezialitäten	10249	Produce	14	Tofu	9	18.60	167
05-07-13	Germany	Toms Spezialitäten	10249	Produce	51	Manjimup Dried Apples	40	42.40	1,696
19-07-13	Germany	Ottilies Käseladen	10260	Seafood	41	Jack's New England Clam Chowder	16	7.70	92
19-07-13	Germany	Ottilies Käseladen	10260	Grains & Cereals	57	Ravioli Angelo	50	15.60	780
19-07-13	Germany	Ottilies Käseladen	10260	Confections	62	Tarte au sucre	15	39.40	443
19-07-13	Germany	Ottilies Käseladen	10260	Beverages	70	Outback Lager	21	12.00	189
29-07-13	Germany	Frankenversand	10267	Seafood	40	Boston Crab Meat	50	14.70	735
29-07-13	Germany	Frankenversand	10267	Dairy Products	59	Raclette Courdavault	70	44.00	2,618
29-07-13	Germany	Frankenversand	10267	Beverages	76	Lakkaliköri	15	14.40	184
05-08-13	Germany	QUICK-Stop	10273	Seafood	10	Ikura	24	24.80	565
05-08-13	Germany	QUICK-Stop	10273	Dairy Products	31	Gorgonzola Telino	15	10.00	143
05-08-13	Germany	QUICK-Stop	10273	Dairy Products	33	Geitost	20	2.00	40
05-08-13	Germany	QUICK-Stop	10273	Seafood	40	Boston Crab Meat	60	14.70	838
05-08-13	Germany	QUICK-Stop	10273	Beverages	76	Lakkaliköri	33	14.40	451
09-08-13	Germany	Morgenstern Gesundkost	10277	Produce	28	Rössle Sauerkraut	20	36.40	728
09-08-13	Germany	Morgenstern Gesundkost	10277	Confections	62	Tarte au sucre	12	39.40	473
13-08-13	Germany	Lehmanns Marktstand	10279	Meat & Poultry	17	Alice Mutton	15	31.20	351
19-08-13	Germany	Lehmanns Marktstand	10284	Confections	27	Schoggi Schokolade	15	35.10	395
19-08-13	Germany	Lehmanns Marktstand	10284	Condiments	44	Gula Malacca	21	15.50	326
19-08-13	Germany	Lehmanns Marktstand	10284	Dairy Products	60	Camembert Pierrot	20	27.20	408
19-08-13	Germany	Lehmanns Marktstand	10284	Beverages	67	Laughing Lumberjack Lager	5	11.20	42
20-08-13	Germany	QUICK-Stop	10285	Beverages	1	Chai	45	14.40	635
20-08-13	Germany	QUICK-Stop	10285	Seafood	40	Boston Crab Meat	40	14.70	576
20-08-13	Germany	QUICK-Stop	10285	Meat & Poultry	53	Perth Pasties	36	26.20	924
21-08-13	Germany	QUICK-Stop	10286	Beverages	35	Steeleye Stout	100	14.40	1,440
21-08-13	Germany	QUICK-Stop	10286	Confections	62	Tarte au sucre	40	39.40	1,576
09-09-13	Germany	Die Wandernde Kuh	10301	Seafood	40	Boston Crab Meat	10	14.70	147
Total							9,213	235,222	



Year

2015

Month

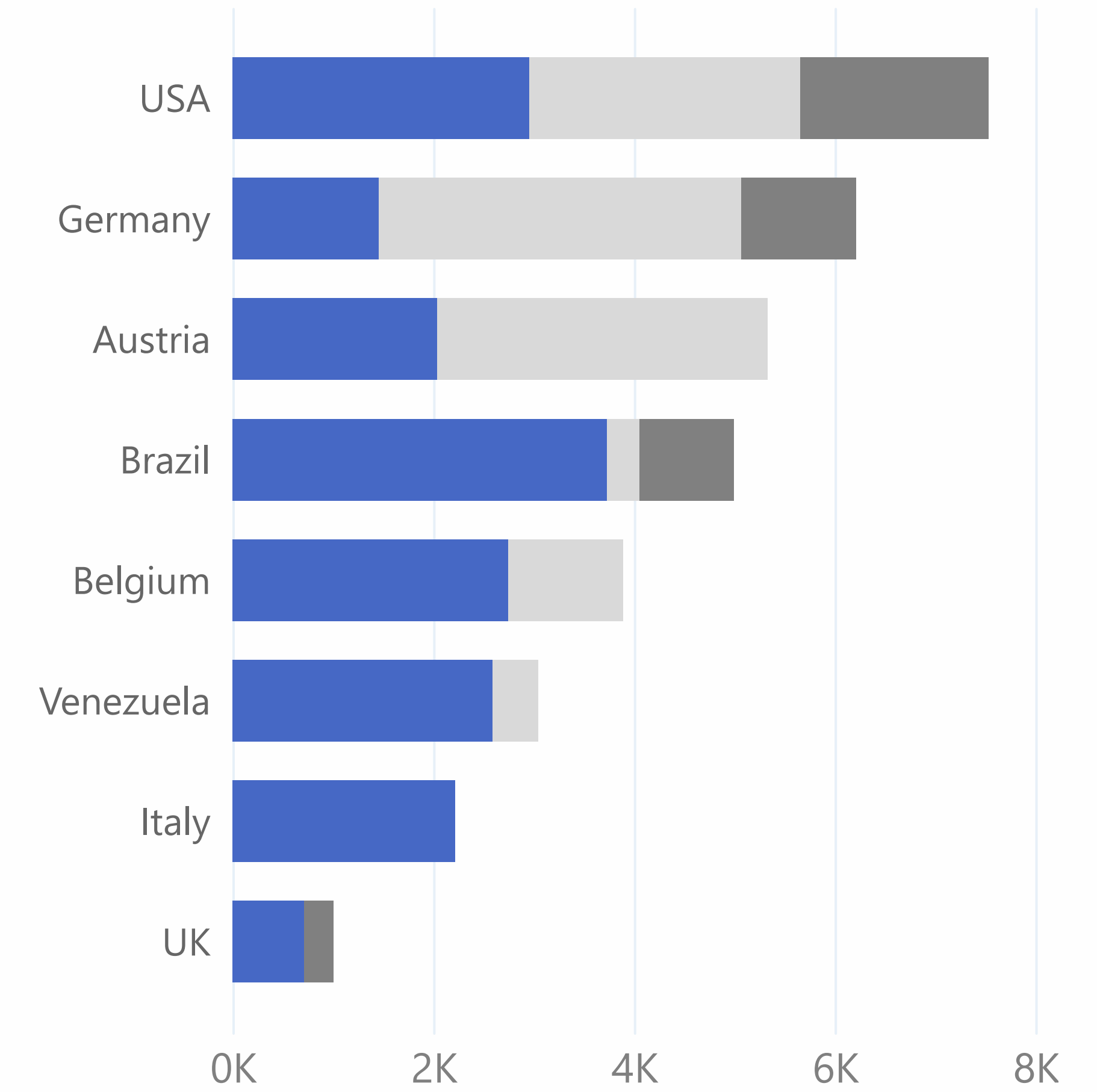
januari

Category

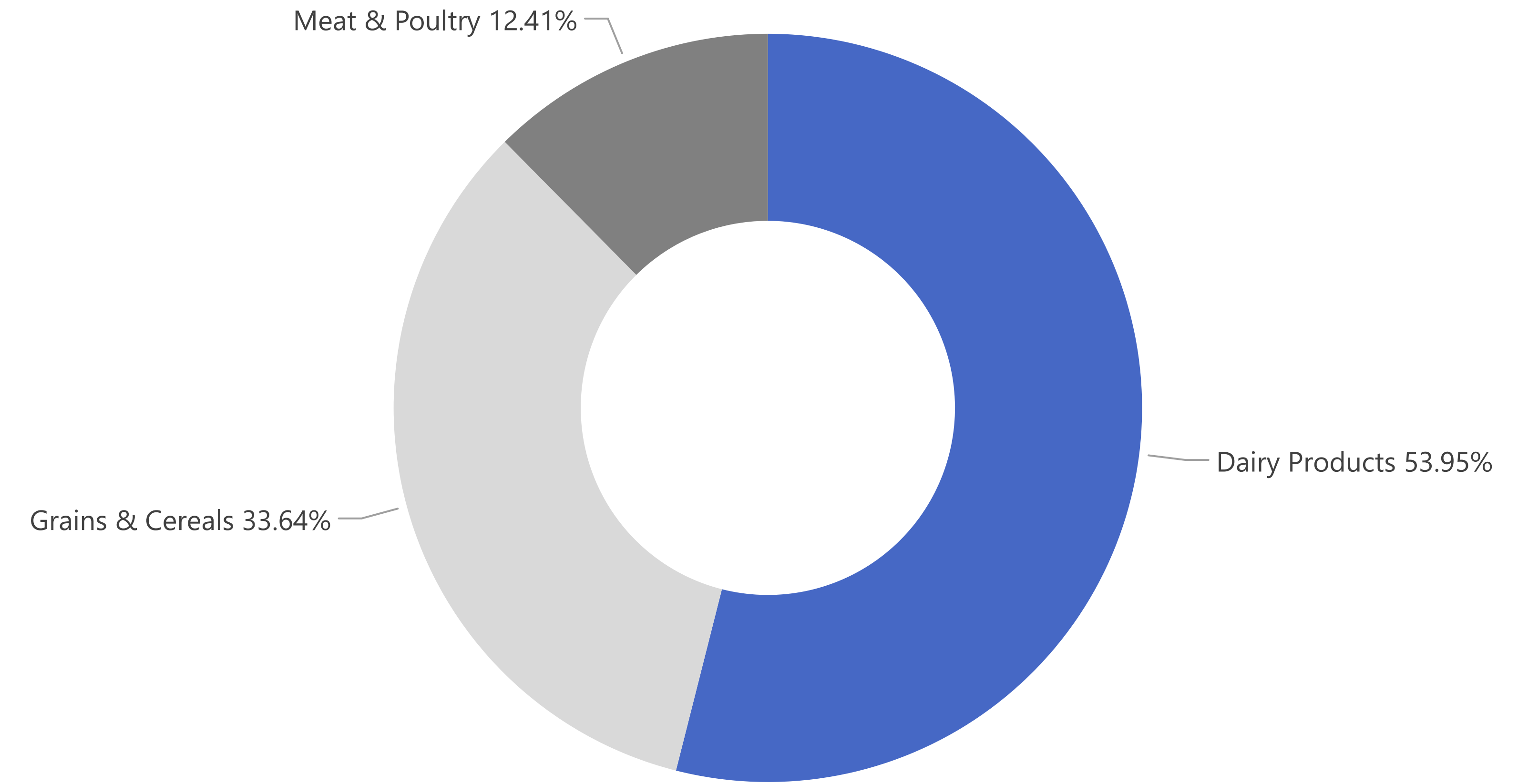
Multiple selections

Title


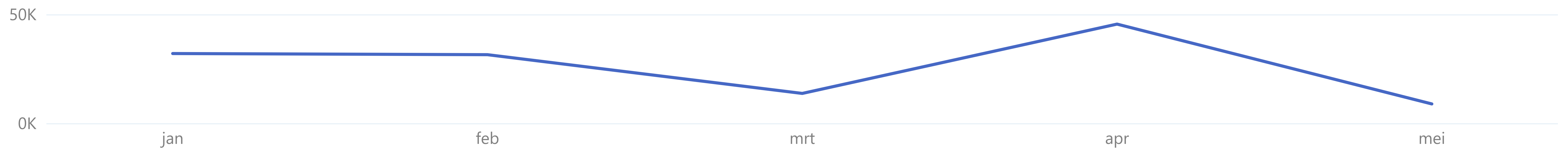
● Dairy Products ● Grains & Cereals ● Meat & Poultry



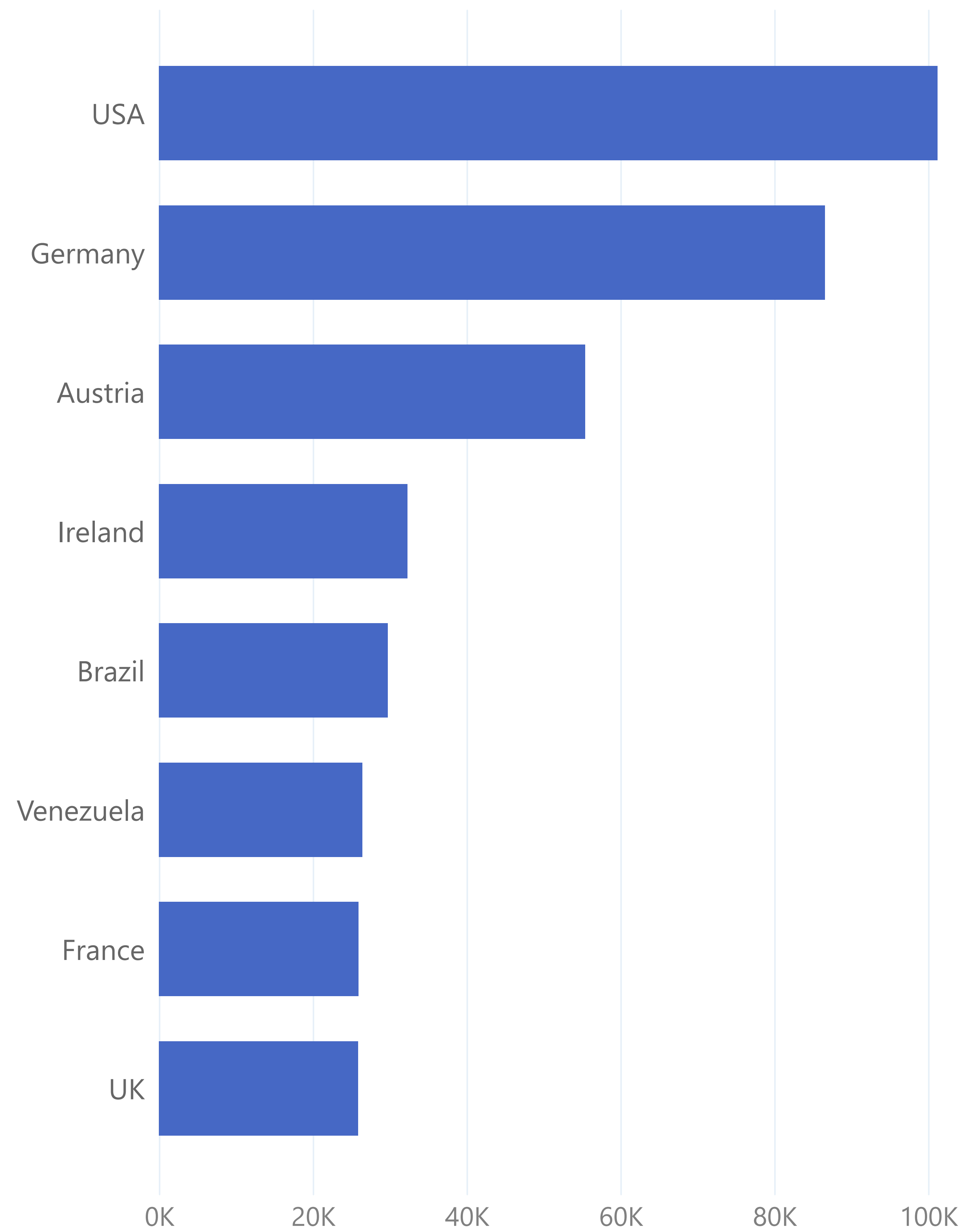
Title




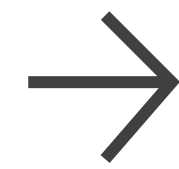
Title



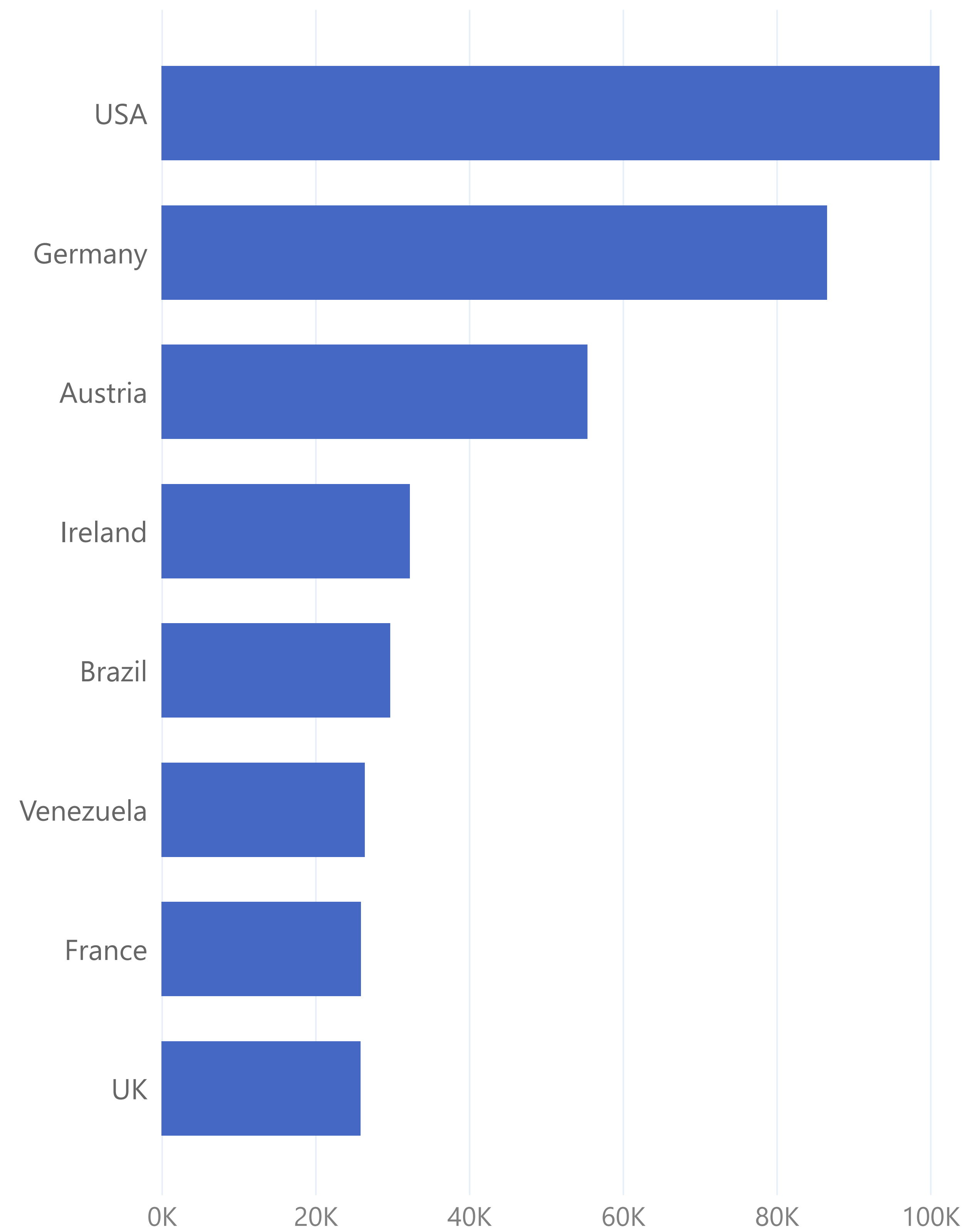
Using standard Power BI icons




Use uniform icons



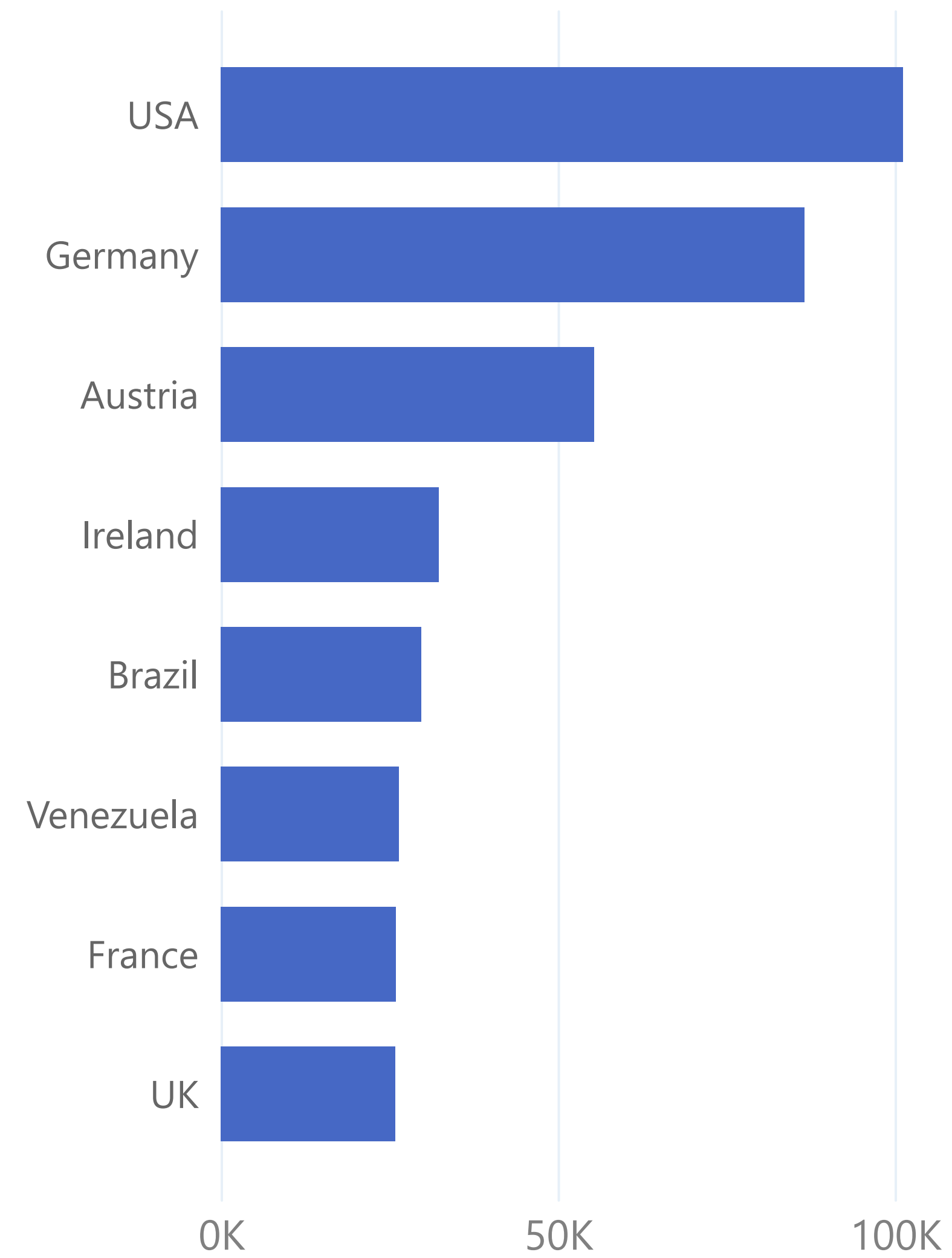
Using standard Power BI icons



Use uniform icons



Standard tooltip 12px





Tooltips in a table or matrix?


Continent	Country	Category	Product	Quantity/Unit	Price	Discount (\$)
Europe	Belgium	Beverages	Chai	10 boxes x 20 bags	18.00	0
Europe	Finland	Beverages	Chai	10 boxes x 20 bags	18.00	-117
Europe	France	Beverages	Chai	10 boxes x 20 bags	18.00	0
Europe	Germany	Beverages	Chai	10 boxes x 20 bags	18.00	-839
Europe	Ireland	Beverages	Chai	10 boxes x 20 bags	18.00	-338
Europe	Poland	Beverages	Chai	10 boxes x 20 bags	18.00	0
Europe	Portugal	Beverages	Chai	10 boxes x 20 bags	18.00	0
Europe	Spain	Beverages	Chai	10 boxes x 20 bags	18.00	0
Europe	Sweden	Beverages	Chai	10 boxes x 20 bags	18.00	-788
Europe	Switzerland	Beverages	Chai	10 boxes x 20 bags	18.00	-162
Europe	UK	Beverages	Chai	10 boxes x 20 bags	18.00	-563
North America	Canada	Beverages	Chai	10 boxes x 20 bags	18.00	-1,350
North America	Mexico	Beverages	Chai	10 boxes x 20 bags	18.00	0

Turnover trend (\$)

● Current year ● Last year



Net Turnover (\$)	1,295,009
Net Turnover (\$) LY	847,976
Discount (%)	-23.0%
Discount (\$)	-297,249




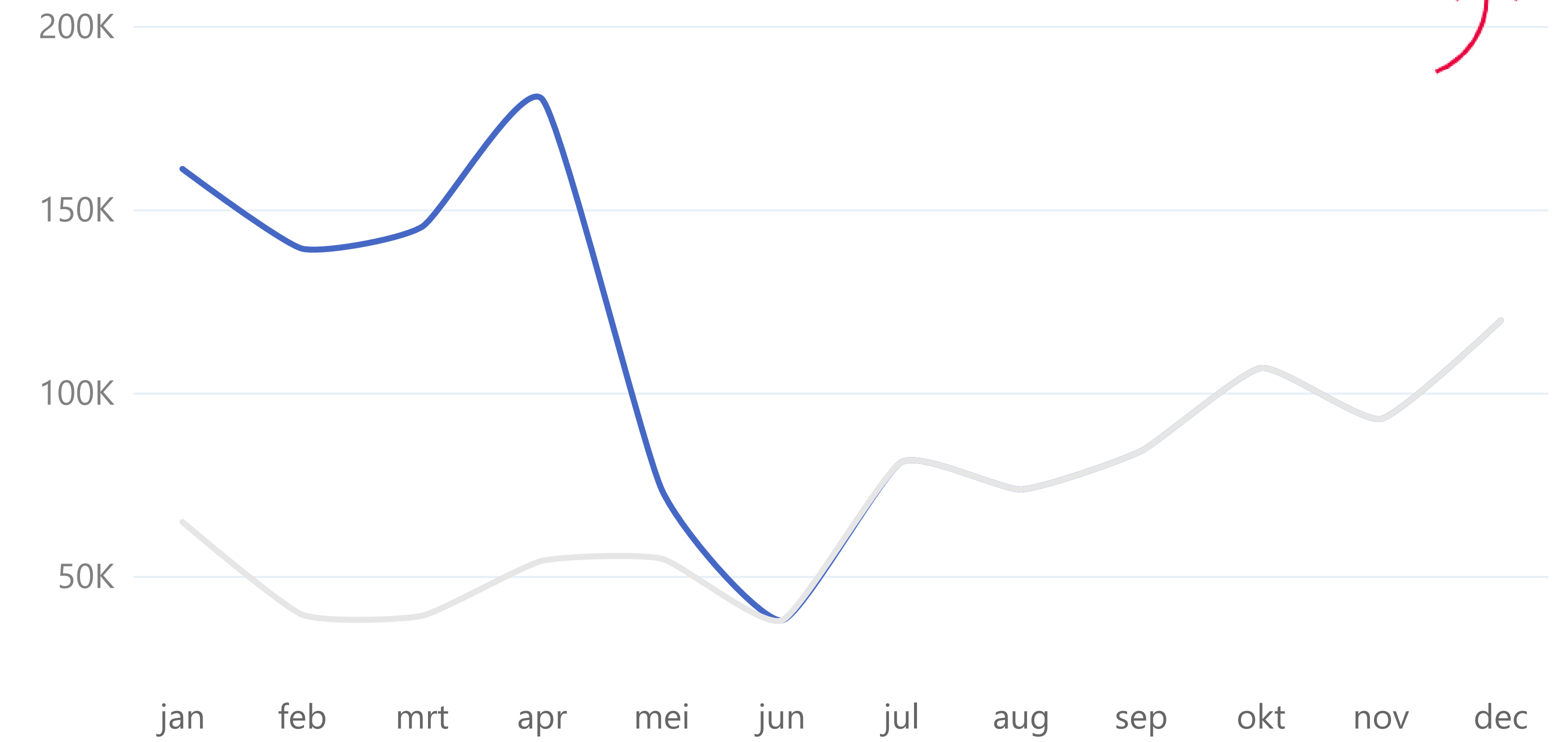
Turnover year over year (\$)

Turnover increased explosive over the past 4 months

Wissel weergave





● Current year ● Last year



Tip 4 - add clear page navigation

Power BI gebruikersdag



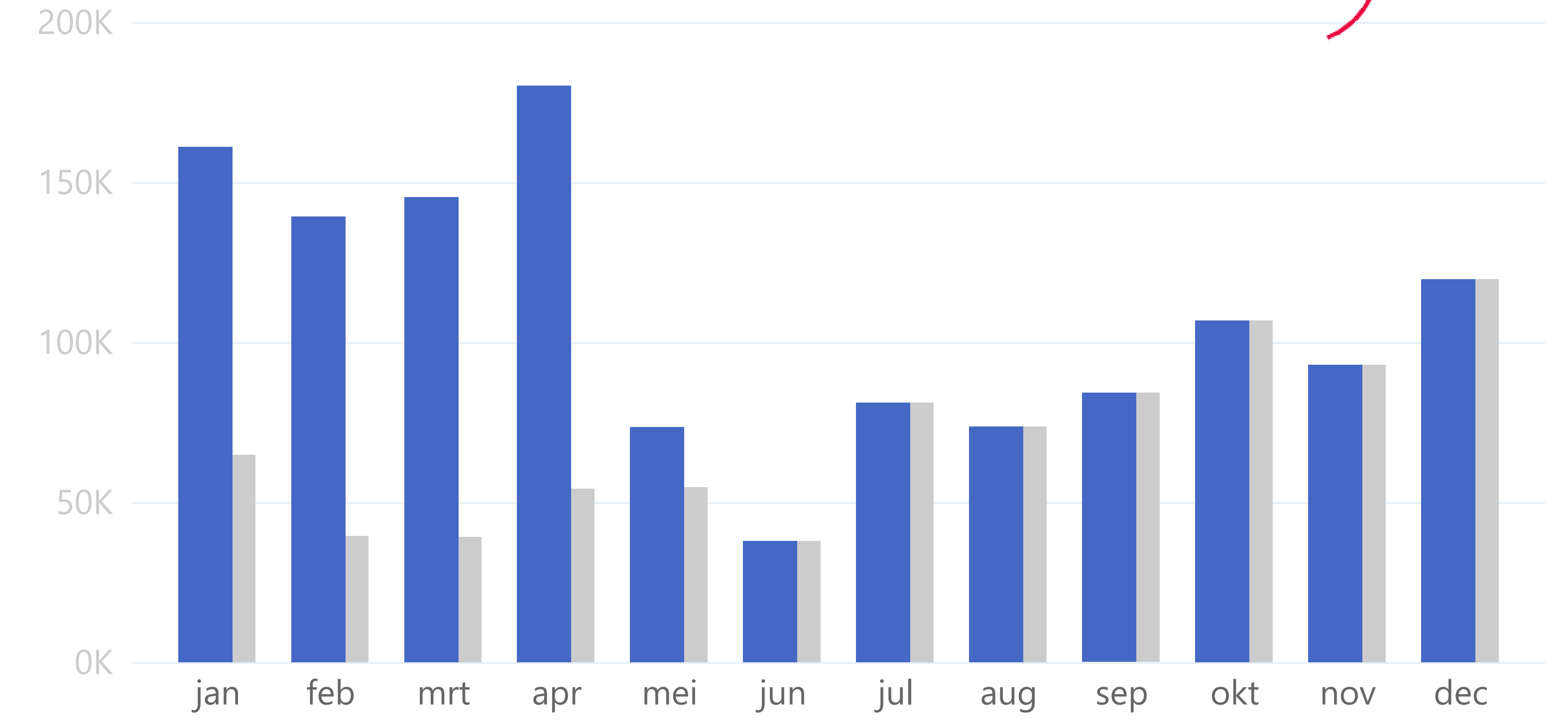


Turnover year over year (\$)

Turnover increased explosive over the past 4 months

Wissel weergave
 

● Current year ● Last year



[Alle filters wissen](#)

Year

2015

Month

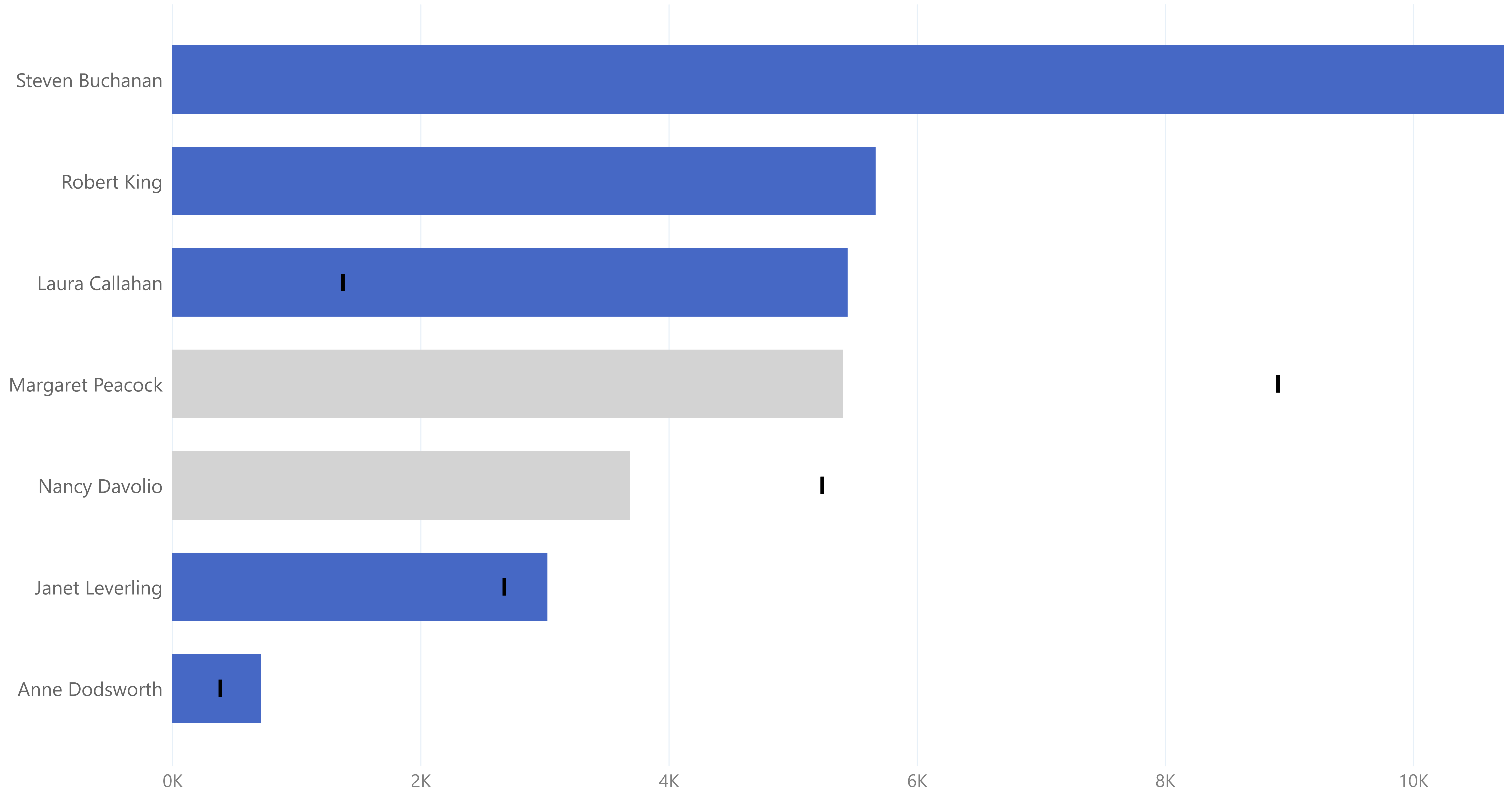
januari

Category

Multiple selections

Turnover by employee (\$)


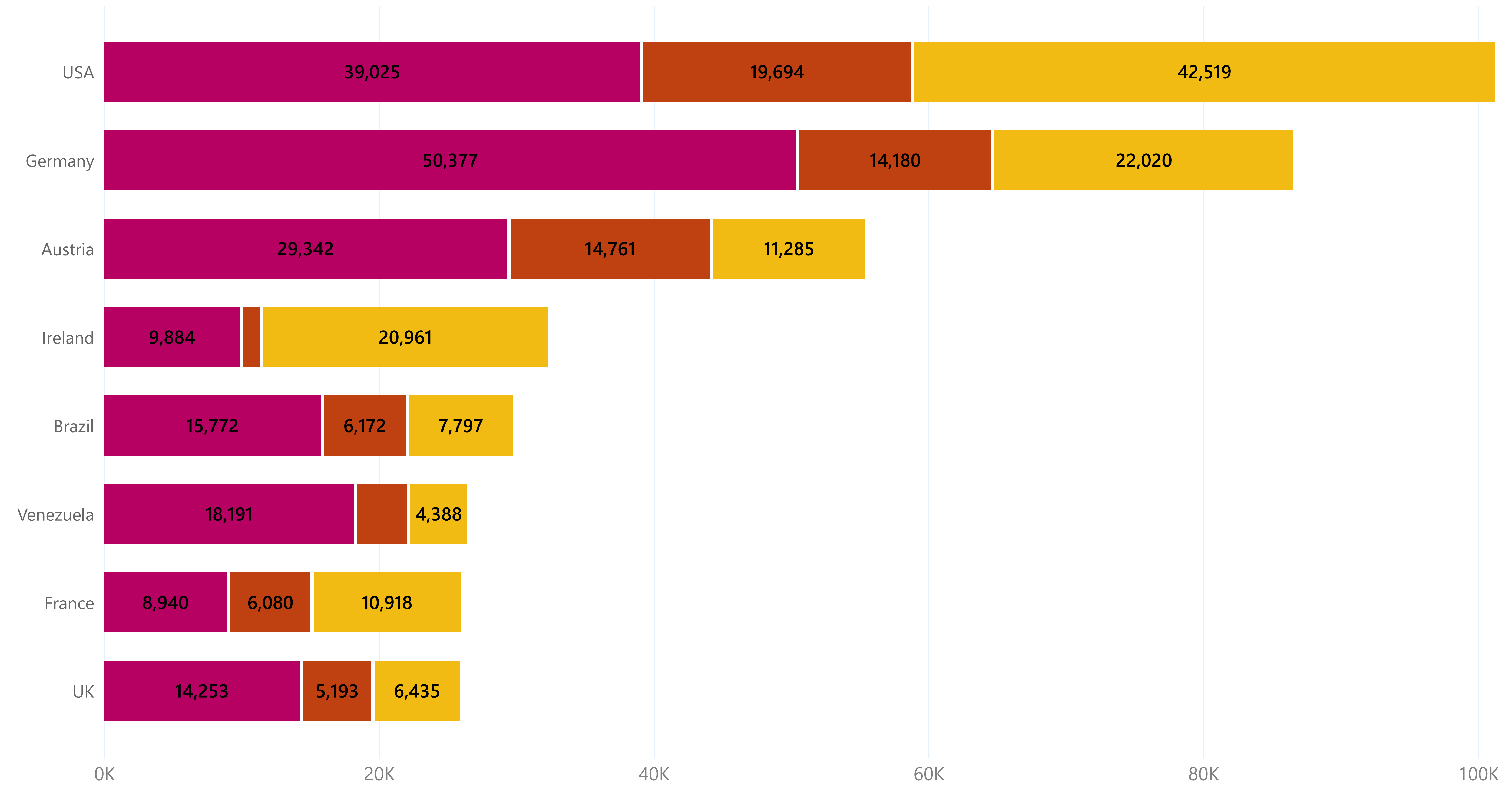
Current year vs target (black pipe), blue is reached, grey not yet



Data label colors

Change the colors for the highest contrast

● Dairy Products ● Grains & Cereals ● Meat & Poultry



[Alle filters wissen](#)

Year

2015

Month

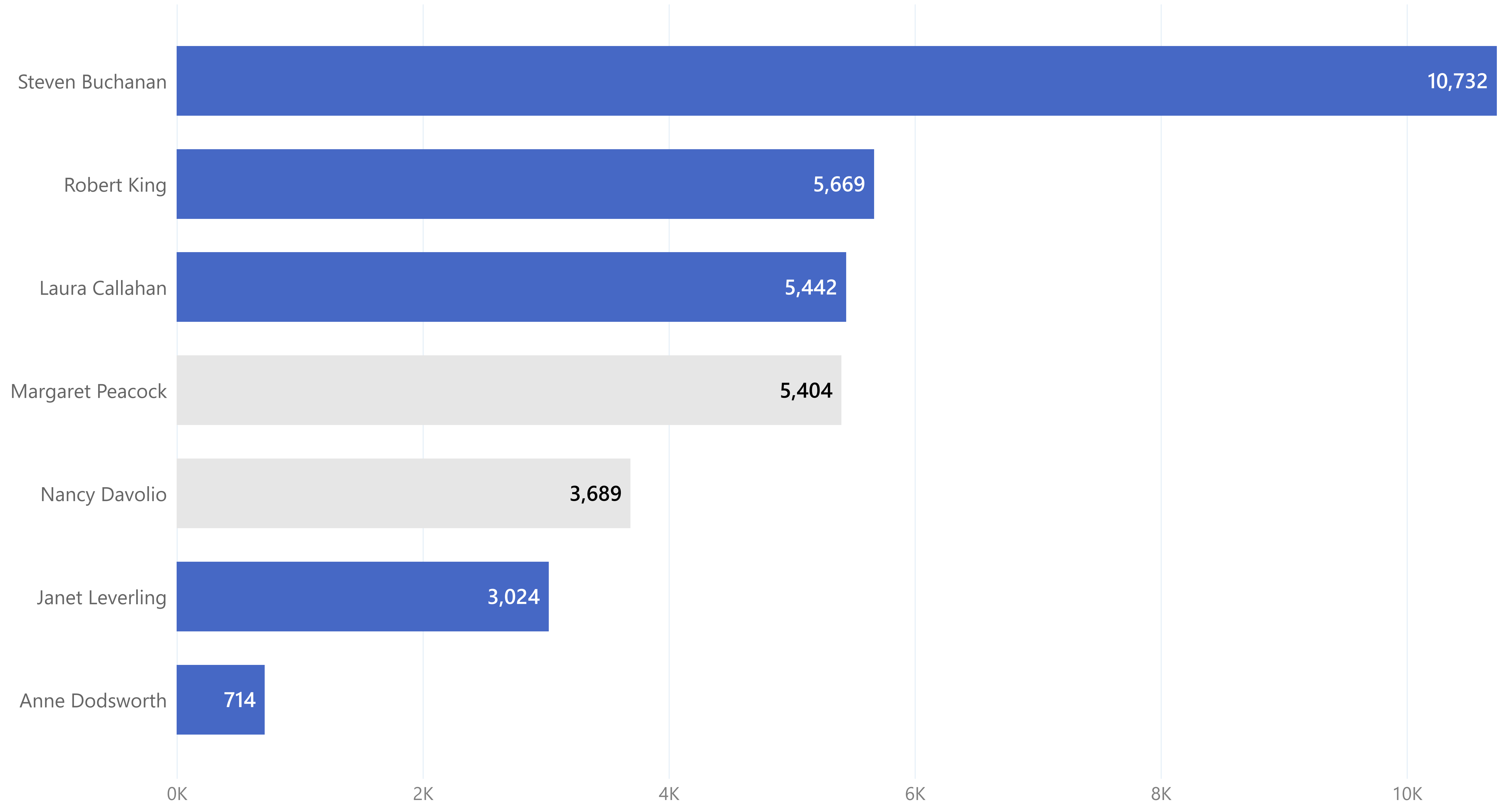
januari

Category

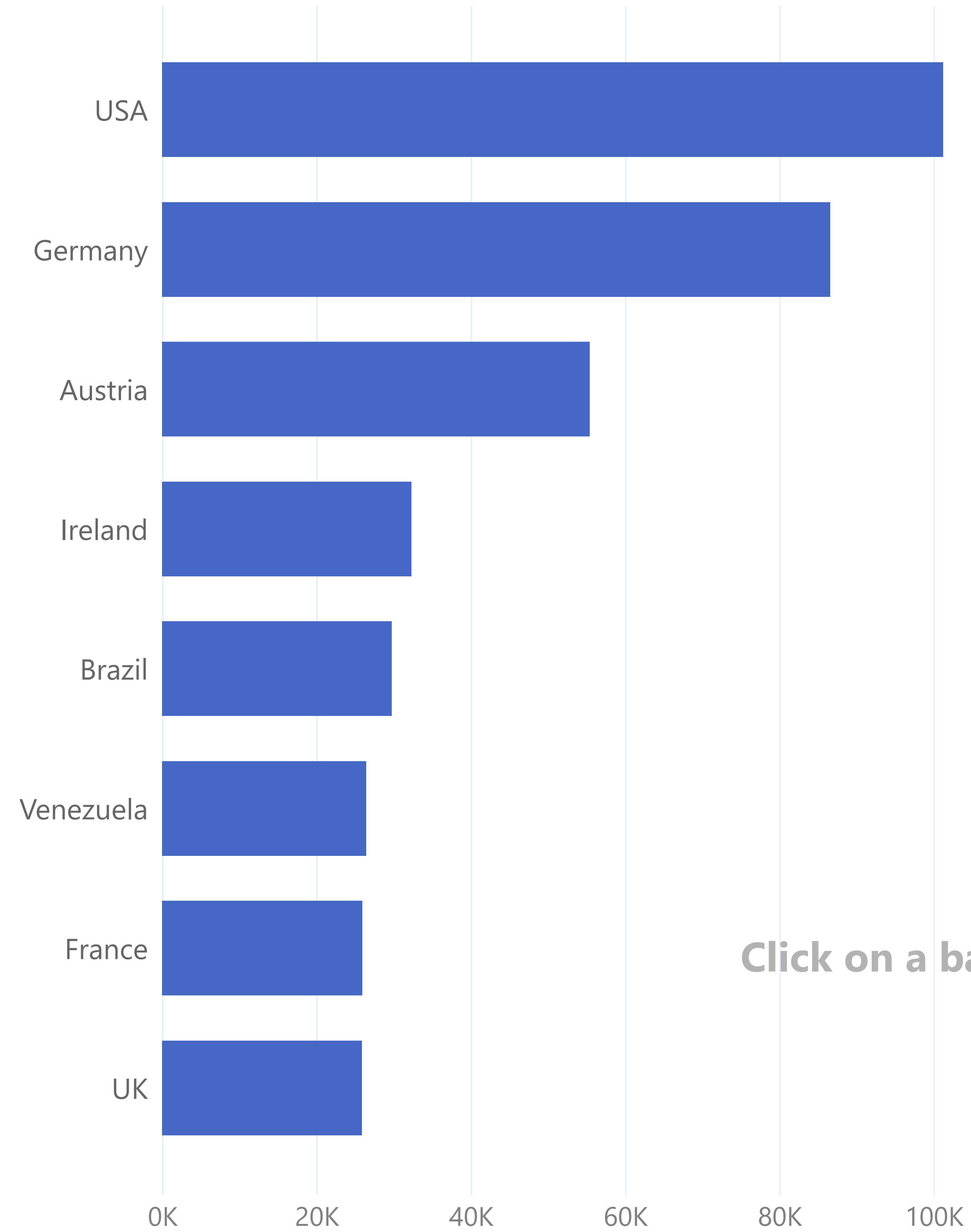
Multiple selections

Turnover by employee (\$)


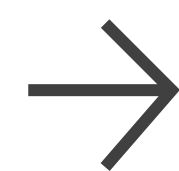
Current year vs target, blue is reached, grey not yet



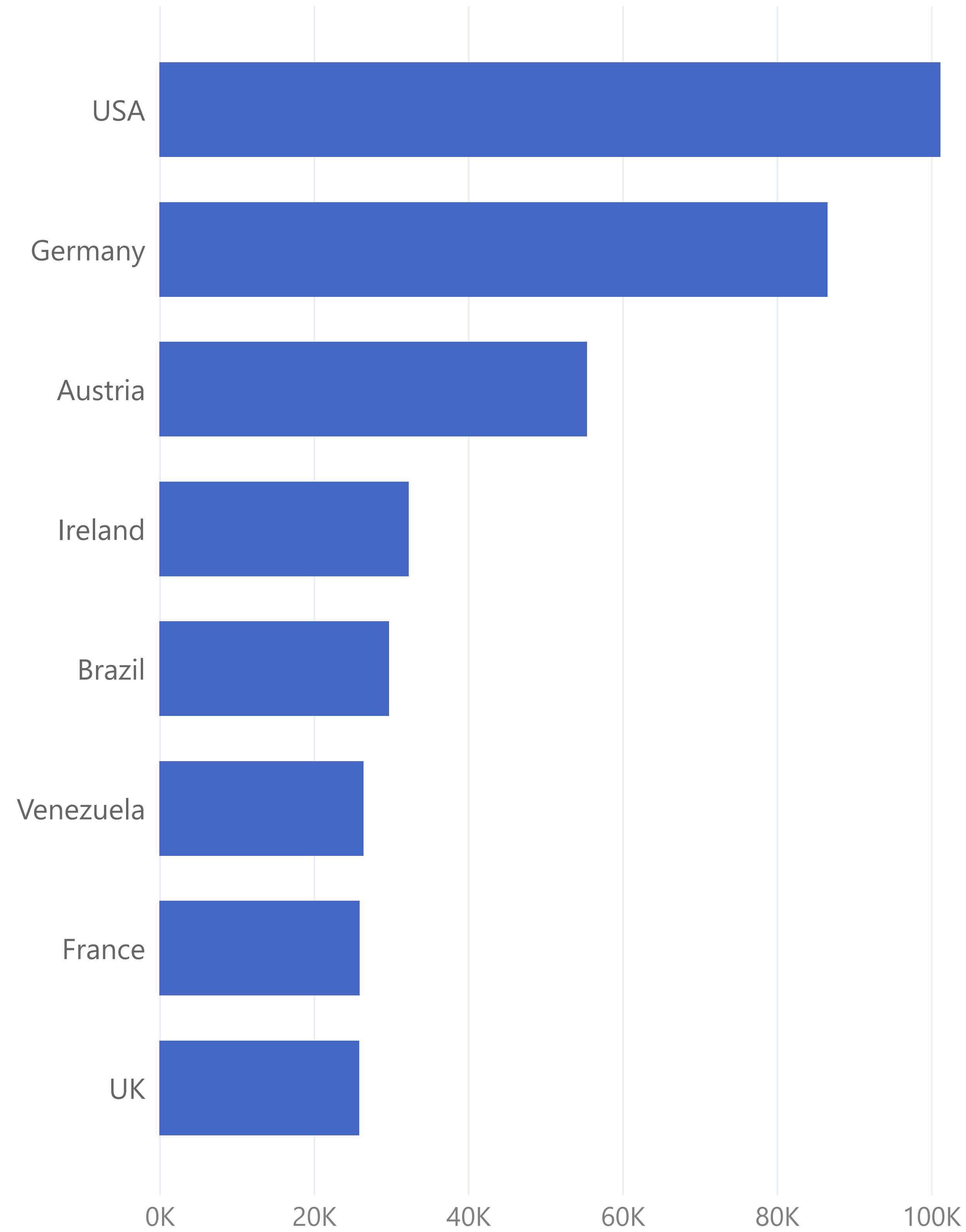
Click on a bar to open the drillthrough button



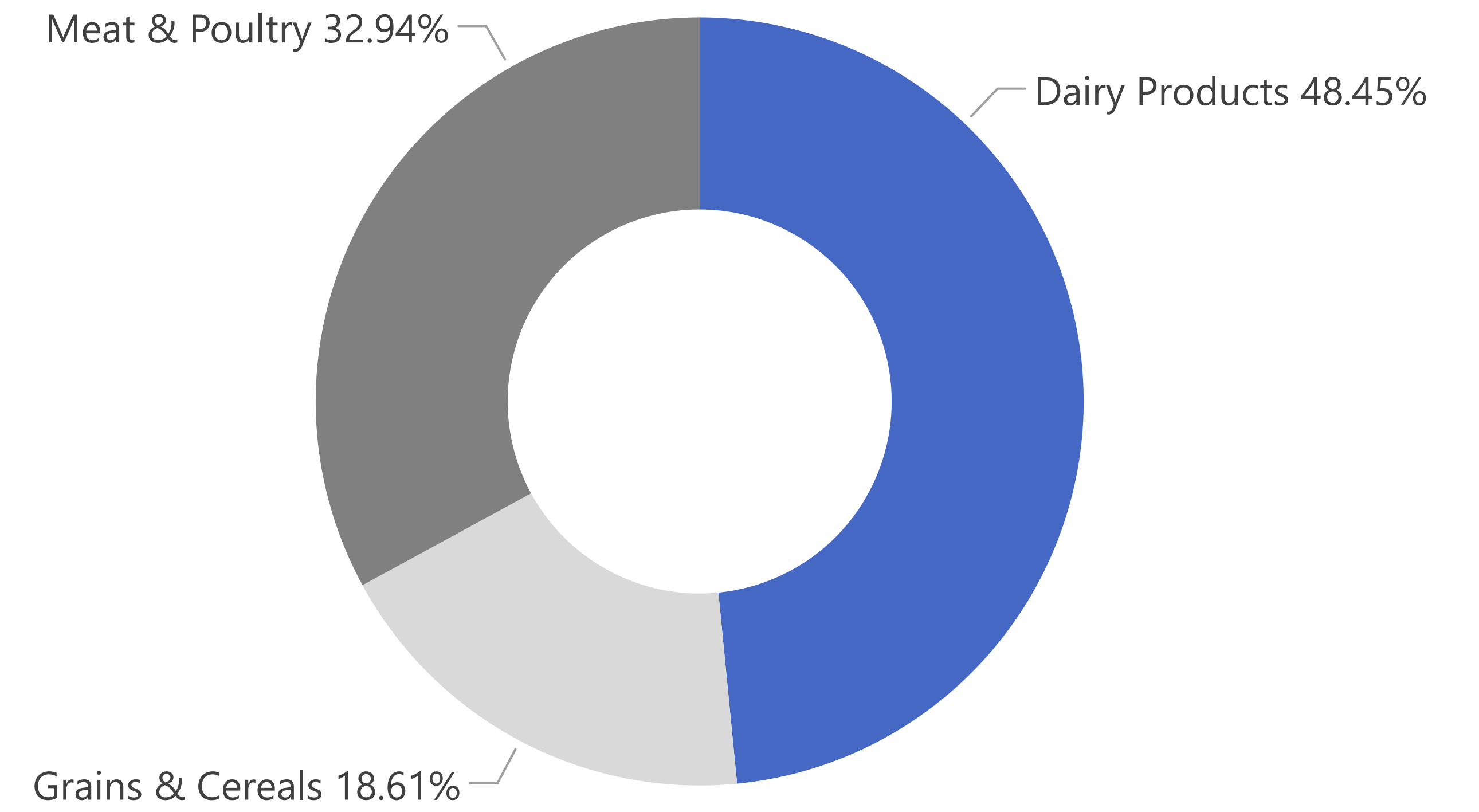
Click on a bar




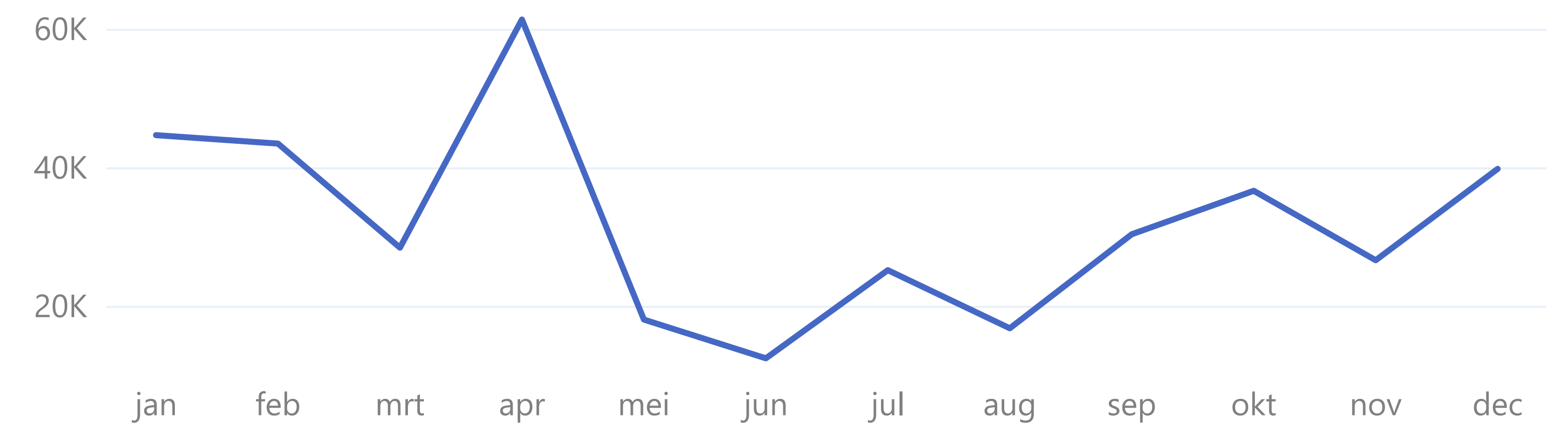
Using standard Power BI icons



Title

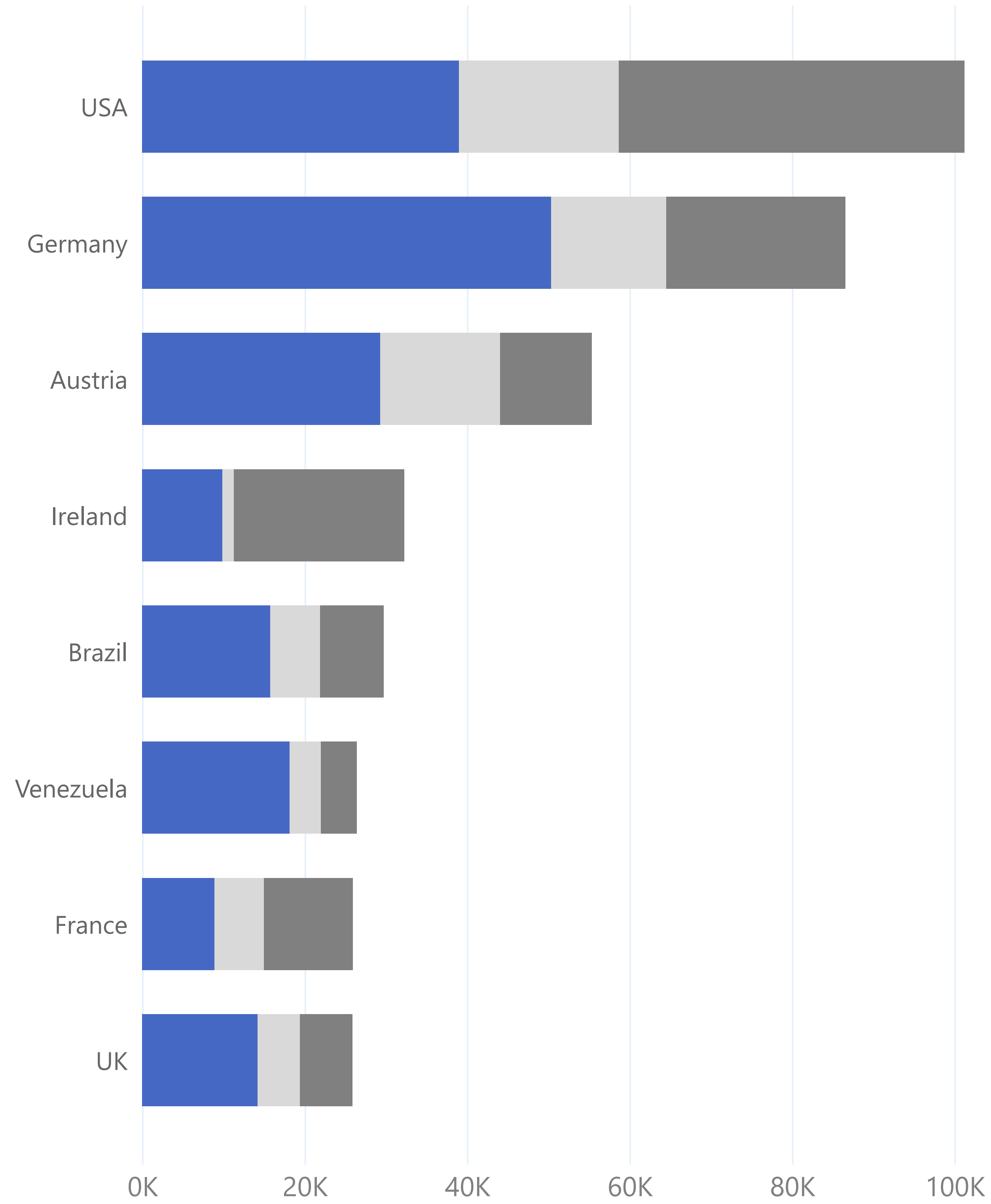


Title

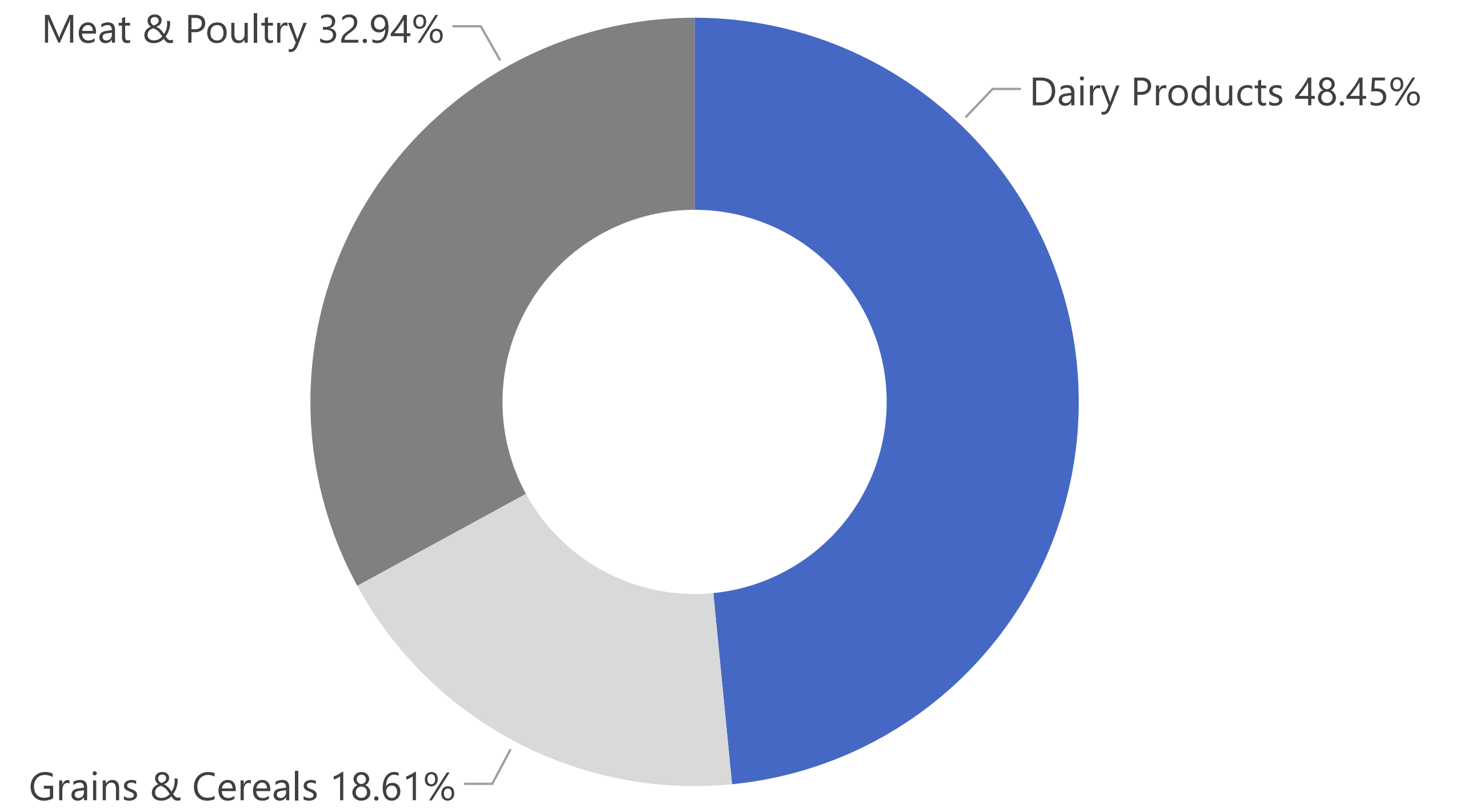


Title


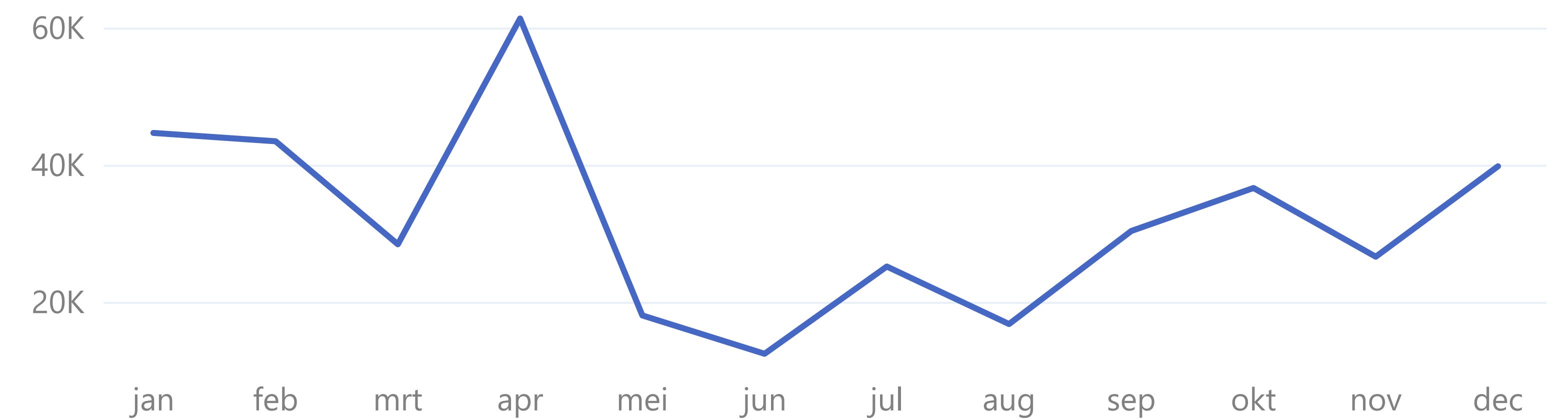
● Dairy Products ● Grains & Cereals ● Meat & Poultry



Title




Title





Here you can put everything you need to explain your dashboard



Order details

Year: All , Month: All , Category: All , Country: USA



Date	Country	Company	Order	Category	Product	Product	Quantity (#)	Unit Price (\$)	Net Turnover (\$)
22-07-13	USA	Rattlesnake Canyon Grocery	10262	Condiments	5	Chef Anton's Gumbo Mix	12	17.00	200
22-07-13	USA	Rattlesnake Canyon Grocery	10262	Produce	7	Uncle Bob's Organic Dried Pears	15	24.00	360
22-07-13	USA	Rattlesnake Canyon Grocery	10262	Grains & Cereals	56	Gnocchi di nonna Alice	2	30.40	61
31-07-13	USA	White Clover Markets	10269	Dairy Products	33	Geitost	60	2.00	114
31-07-13	USA	White Clover Markets	10269	Dairy Products	72	Mozzarella di Giovanni	20	27.80	528
01-08-13	USA	Split Rail Beer & Ale	10271	Dairy Products	33	Geitost	24	2.00	48
02-08-13	USA	Rattlesnake Canyon Grocery	10272	Confections	20	Sir Rodney's Marmalade	6	64.80	389
02-08-13	USA	Rattlesnake Canyon Grocery	10272	Dairy Products	31	Gorgonzola Telino	40	10.00	400
02-08-13	USA	Rattlesnake Canyon Grocery	10272	Dairy Products	72	Mozzarella di Giovanni	24	27.80	667
30-08-13	USA	Rattlesnake Canyon Grocery	10294	Beverages	1	Chai	18	14.40	259
30-08-13	USA	Rattlesnake Canyon Grocery	10294	Meat & Poultry	17	Alice Mutton	15	31.20	468
30-08-13	USA	Rattlesnake Canyon Grocery	10294	Beverages	43	Ipoh Coffee	15	36.80	552
30-08-13	USA	Rattlesnake Canyon Grocery	10294	Dairy Products	60	Camembert Pierrot	21	27.20	571
30-08-13	USA	Rattlesnake Canyon Grocery	10294	Beverages	75	Rhönbräu Klosterbier	6	6.20	37
13-09-13	USA	Old World Delicatessen	10305	Seafood	18	Carnarvon Tigers	25	50.00	1,238
13-09-13	USA	Old World Delicatessen	10305	Meat & Poultry	29	Thüringer Rostbratwurst	25	99.00	2,450
13-09-13	USA	Old World Delicatessen	10305	Beverages	39	Chartreuse verte	30	14.40	428
17-09-13	USA	Lonesome Pine Restaurant	10307	Confections	62	Tarte au sucre	10	39.40	394
17-09-13	USA	Lonesome Pine Restaurant	10307	Confections	68	Scottish Longbreads	3	10.00	30
20-09-13	USA	The Big Cheese	10310	Confections	16	Pavlova	10	13.90	139
20-09-13	USA	The Big Cheese	10310	Confections	62	Tarte au sucre	5	39.40	197
25-09-13	USA	Rattlesnake Canyon Grocery	10314	Dairy Products	32	Mascarpone Fabioli	40	25.60	1,014
25-09-13	USA	Rattlesnake Canyon Grocery	10314	Seafood	58	Escargots de Bourgogne	30	10.60	315
25-09-13	USA	Rattlesnake Canyon Grocery	10314	Confections	62	Tarte au sucre	25	39.40	975
27-09-13	USA	Rattlesnake Canyon Grocery	10316	Seafood	41	Jack's New England Clam Chowder	10	7.70	77
27-09-13	USA	Rattlesnake Canyon Grocery	10316	Confections	62	Tarte au sucre	70	39.40	2,758
30-09-13	USA	Lonesome Pine Restaurant	10317	Beverages	1	Chai	20	14.40	288
Total							9,330	250,834	



PBIG Tip 1 - add a homepage
Power BI gebruikersdag

PBIG Tip 2 - the power of consistency
Power BI gebruikersdag

Year: 2015
Month: januari
Category: Multiple selections

Title
Dairy Products | Grains & Cereals | Meat & Poultry


PBIG Order details
Year: All, Month: All, Category: All, Country: USA

Date	Country	Company	Order	Category	Product	Quantity (#)	Unit Price (\$)	Net Turnover (\$)
22-07-13	USA	Rattlesnake Canyon Grocery	10262	Condiments	5 Chef Anton's Gumbo Mix	12	17,00	200
22-07-13	USA	Rattlesnake Canyon Grocery	10262	Produce	7 Uncle Bob's Organic Dried Pears	15	24,00	360
22-07-13	USA	Rattlesnake Canyon Grocery	10262	Grains & Cereals	56 Gnocchi di nonna Alice	2	30,40	61
31-07-13	USA	White Clover Markets	10269	Dairy Products	33 Gelotost	60	2,00	114
31-07-13	USA	White Clover Markets	10269	Dairy Products	72 Mozzarella di Giovanni	20	27,80	528
01-08-13	USA	Spill Rail Beer & Ale	10271	Dairy Products	33 Gelotost	24	2,00	48
02-08-13	USA	Rattlesnake Canyon Grocery	10272	Confections	20 Sir Rodney's Marmalade	6	64,80	389
02-08-13	USA	Rattlesnake Canyon Grocery	10272	Dairy Products	31 Gorgonzola Telino	40	10,00	400
02-08-13	USA	Rattlesnake Canyon Grocery	10272	Dairy Products	72 Mozzarella di Giovanni	24	27,80	667
30-08-13	USA	Rattlesnake Canyon Grocery	10294	Beverages	1 Chai	18	14,40	259
30-08-13	USA	Rattlesnake Canyon Grocery	10294	Meat & Poultry	17 Alice Mutton	15	31,20	468
30-08-13	USA	Rattlesnake Canyon Grocery	10294	Beverages	45 Ipho Coffee	15	36,80	552
30-08-13	USA	Rattlesnake Canyon Grocery	10294	Dairy Products	60 Camembert Pierrot	21	27,20	571
30-08-13	USA	Rattlesnake Canyon Grocery	10294	Beverages	75 Rhönbräu Klosterbier	6	6,20	37
13-09-13	USA	Old World Delicatessen	10305	Seafood	18 Carnarvon Tigers	25	50,00	1.238
13-09-13	USA	Old World Delicatessen	10305	Meat & Poultry	29 Thüringer Rostbratwurst	25	99,00	2.450
13-09-13	USA	Old World Delicatessen	10305	Beverages	39 Chartreuse verte	30	14,40	428
17-09-13	USA	Lonesome Pine Restaurant	10307	Confections	62 Tarte au sucre	10	39,40	394
17-09-13	USA	Lonesome Pine Restaurant	10307	Confections	68 Scottish Longbreads	3	10,00	30
20-09-13	USA	The Big Cheese	10310	Confections	16 Pavlova	10	13,90	139
20-09-13	USA	The Big Cheese	10310	Confections	62 Tarte au sucre	5	39,40	197
25-09-13	USA	Rattlesnake Canyon Grocery	10314	Dairy Products	32 Mascarpone Fabioli	40	25,60	1.014
25-09-13	USA	Rattlesnake Canyon Grocery	10314	Seafood	58 Escargots de Bourgogne	30	10,60	315
25-09-13	USA	Rattlesnake Canyon Grocery	10314	Confections	62 Tarte au sucre	25	39,40	975
27-09-13	USA	Rattlesnake Canyon Grocery	10316	Seafood	41 Jack's New England Clam Chowder	10	7,70	77
27-09-13	USA	Rattlesnake Canyon Grocery	10316	Confections	62 Tarte au sucre	70	39,40	2.758
30-09-13	USA	Lonesome Pine Restaurant	10317	Beverages	1 Chai	20	14,40	288
08-10-13	USA	Save-a-lot Markets	10324	Confections	16 Pavlova	21	13,90	248
Total						9.330		250.834



Marjolein Opsteegh

I like to help you with building user friendly
Power BI dashboards



Session Feedback



Event Feedback

