



Power Query M

Doe het beter dan de UI



Rick de Groot

Power BI Consultant | Educator | Author



- ✔ Co-author of **The Definitive Guide to Power Query M**
- ✔ Blogger at [PowerQuery.how](https://powerquery.how) & [Gorilla.bi](https://gorilla.bi)
- ✔ YouTube Creator – Power Query tutorials
- ✔ Helping companies work smarter with Power BI



Aan het werk zonder M kennis

*Je kunt recepten volgen,
maar niet improviseren.*



Met kennis van M

*Je volgt geen recept.
Je schrijft ze.*



+

•

○

Doel van de sessie

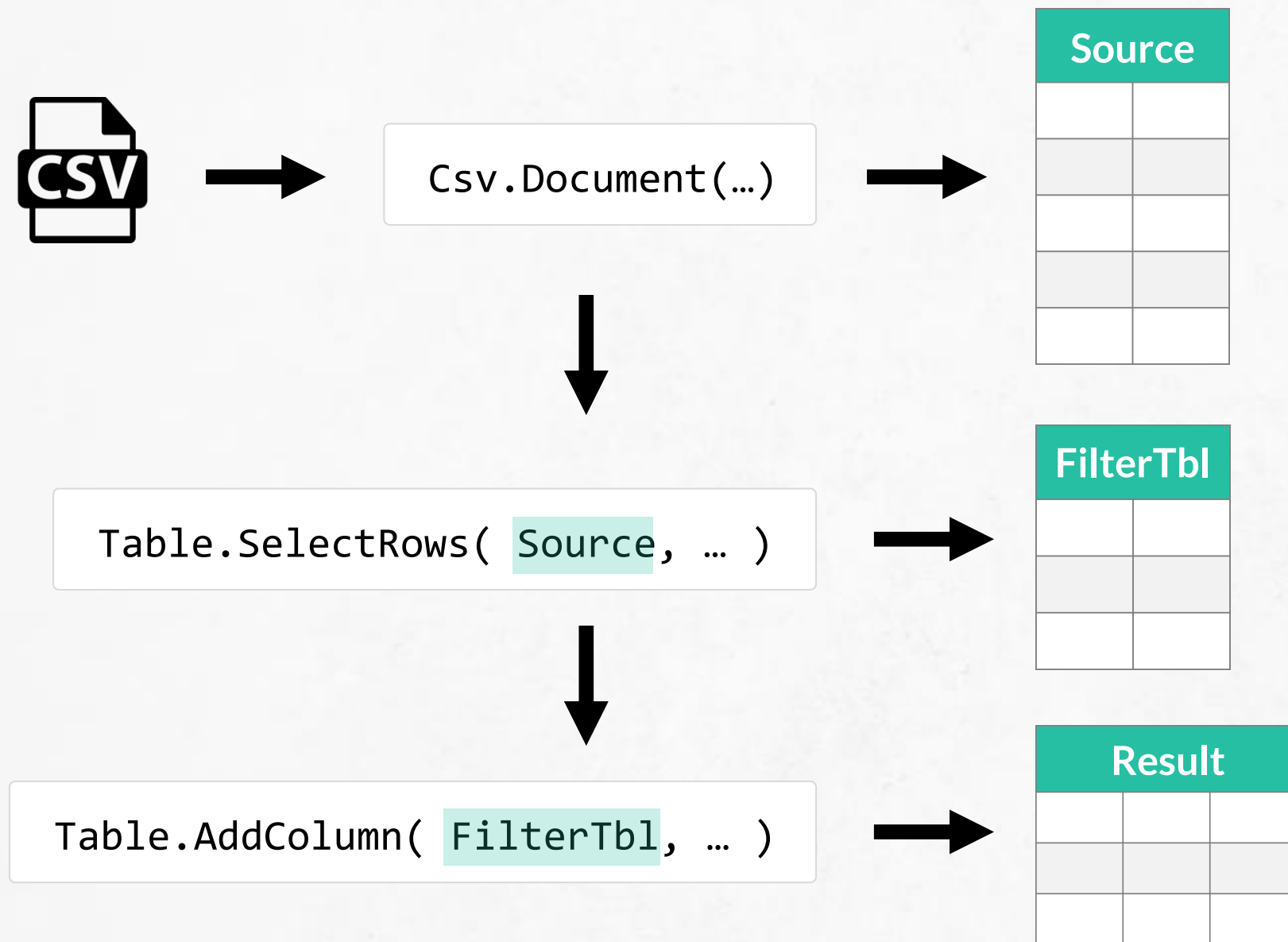
Datastructuren beheersen
voor betere transformaties.



1. Werken met tabellen, lijsten en records



De rol van tabellen

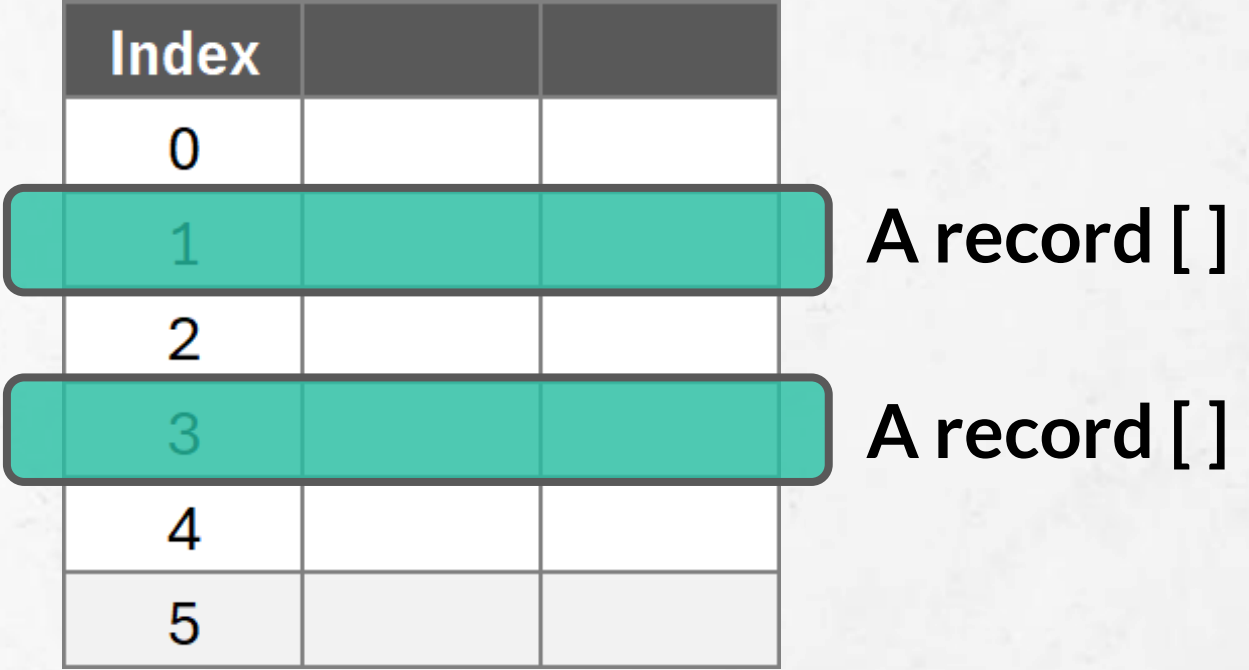
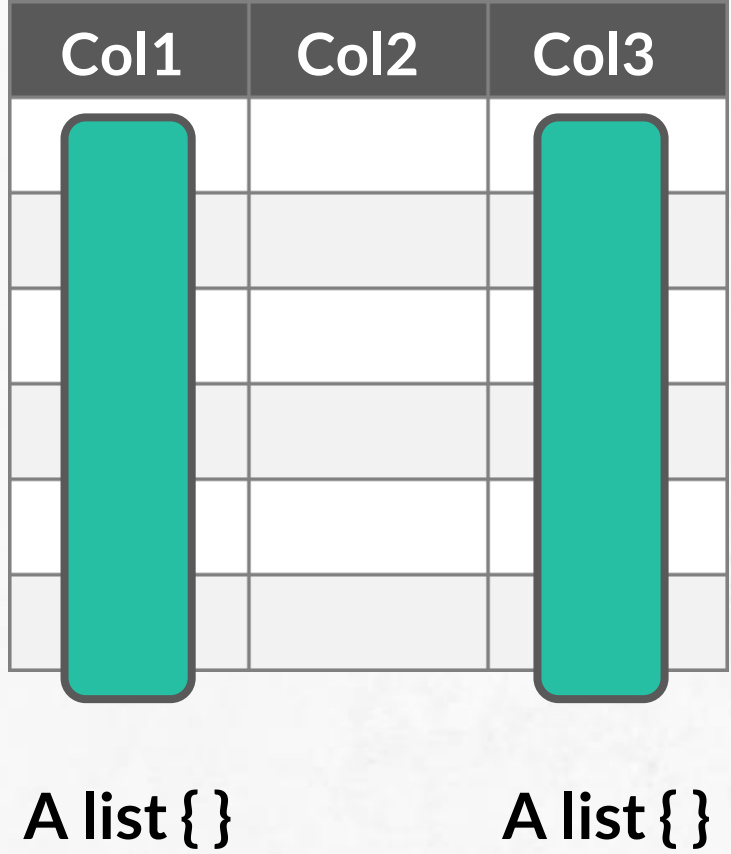


Where do tables come from?

The three ways to create tables are:

	Visual UI Action	M code Examples
Data Source	New source button	Csv.Document, Sql.Database, etc.
Enter data	"Enter Data" button	Table.FromRows(Json.Document())
Manual Functions	Formula Bar / Advanced Editor	#table, Table.FromRecords, etc.

Table Values



How Power Query Displays Data

- A cell containing the text "Apple" displays "Apple".
- That's not the case for structured values.

	Object Type	ABC 123 In Cell
1	This is a List value	[List]
2	This is a Record value	[Record]
3	This is a Table value	[Table]

A list

List	
1	1
2	2
3	3

A record

A	B	C
1	2	3

A table

Employee	Boat	Start Time	End Time
John Doe	Boat A1	9:00:00 AM	5:00:00 PM
Jane Smith	Boat B2	8:30:00 AM	4:30:00 PM
Mike Johnson	Boat C3	10:00:00 AM	6:00:00 PM
Sarah Lee	Boat A1	6:00:00 AM	2:00:00 PM



2. Maak code efficiënter



⁺ ◦ 3. Functionaliteiten Uitbreiden





4. Dynamische Transformaties



Navigation Patterns: Cheat Sheet



- Below overview shows how **curly** and **square brackets** are used.

Action	Access method	Lists {}	Records []	Tables {} + []	Result
Create	–	{1, 2, 3}	[A = 1, B = 2]	#table(...)	List / Record / Table
Return one value	By Position	list{index}	–	–	List item
	By Name	–	record[field]	–	Record field value
Return multiple values	By Position	–	–	table{row}	Table row (record)
	By Name	–	–	table[column]	Table column (list)
		–	–	record[[field1],[field2]]	–
	By Name + Value	–	–	table[[col1],[col2]]	Selected columns (table)
				table{[col1 = "X"]}	Table row (as record)

Bracket legend: {} Position (zero-based) | [] Name | {}[] Position + Name | [[]] Subset | {[[]]} Lookup

Structured Value Navigation

Access Operators

List `{Index}` → Value

Record `[Field]` → Value
`[[Field1],[Field2]]` → Record

Table `[Column]` → List
`[[Col1],[Col2]]` → Table
`{Index}` → Record
`{[Column=Value]}` → Record
`{Index}[Column]` → Value

- `{}` selects by position (index is zero based).
- `[]` selects by name.
- Tables combine both.

List

	List
1	Low
2	Medium
3	High

List{1}

Medium

Record

Name	Alice
Age	32
IsActive	TRUE

Record[Age]

32

Record[[Name],[Age]]

Name	Alice
Age	32

Table

	Date	1.2 Amount	A ^B C Product
1	1/5/2025	1200	Laptop
2	1/12/2025	950	Phone
3	1/20/2025	300	Apple

Table[Product]

	List
1	Laptop
2	Phone
3	Apple

Table{0}

Date	1/5/2025
Amount	1200
Product	Laptop

Table{0}[Product]

Laptop

Table[[Amount],[Product]]

	1.2 Amount	A ^B C Product
1	1200	Laptop
2	950	Phone
3	300	Apple

Table{[Product = "Apple"]}

Date	1/20/2025
Amount	300
Product	Apple

A big thank you to our partners

 plainwater
de kracht van heldere data

 webdashboard
Powered by In Summa

 sogeti
Part of Capgemini

 DashData
power to your people

 BEILO BI
ZEELAND

 infotopics
apps for power bi

 Motio®

 Kimura

 FabriCode

 SIGNON
ICT TRAININGEN+

 valcon

 KASPAROV
FINANCE & BI

 ilionx

 creates.

 nine
altitudes

 Tabular Editor
Better Data Models Faster


 raedt-BI

 OKVIZ

 Blauwdruk BI

 THE
DATA
COOKS

 DataShareHub

 easydash

 DTX

 GET
RESPONSIVE

 DataHues.

 Quanto
collective analytics

 ANOTHER
DIMENSION


 Control
Over Reports

 DATAKINGDOM

 ONE
PORTAL

 DataCentral

 dexs

 Barbanson
Data Solutions

 mountdata
guide to impact


 Fellowwind

 DATATAKO

 AXELIO

 MINOVA

Loved it? Learned something? Tell us!
Share your feedback in just 1 minute



☐ M-taal in Power Query: doe het beter dan de UI