

Inzichten binnen handbereik: Power BI Mobile Reporting

Bas Schuurmans



Platinum
partners

creates.

 **In Summa**

Goud
partners

 **Kimura**

 **plainwater**
de kracht van heldere data

**KASPAROV
FINANCE & BI**

Zilver
partners

 **rockfeather**

 **Dynamic
People**

**GET
RESPONSIVE**

Brons
partners

Hso

macaw

iqbs

VICTA
BUSINESS INTELLIGENCE

Quanto
collective analytics

ilionx

valcon

VALID
STAY AHEAD

Community
partners

broadwick+
Data & development recruiters

**THE
DATA
COOKS**

 **Tabular Editor**

 **Datamanzi**

**Power BI
Connector**
by DAVISTA

MINOVA

 **AZURRO FINANCE**

 **DATA KINGDOM**

volda;
INFORMATIESPECIALISTEN

DashData.

VisionBI
Smart Data Experts 

 **easydash**





Introduction

- Principal – Business Analytics Consultant
- Valcon

Personal:

- Football
- 2 Daughters
- Puzzles
- Drones

Favorite topics:

- Reporting
- Dashboarding
- Creating cool stuff



 Bas Schuurmans



valcon

Content



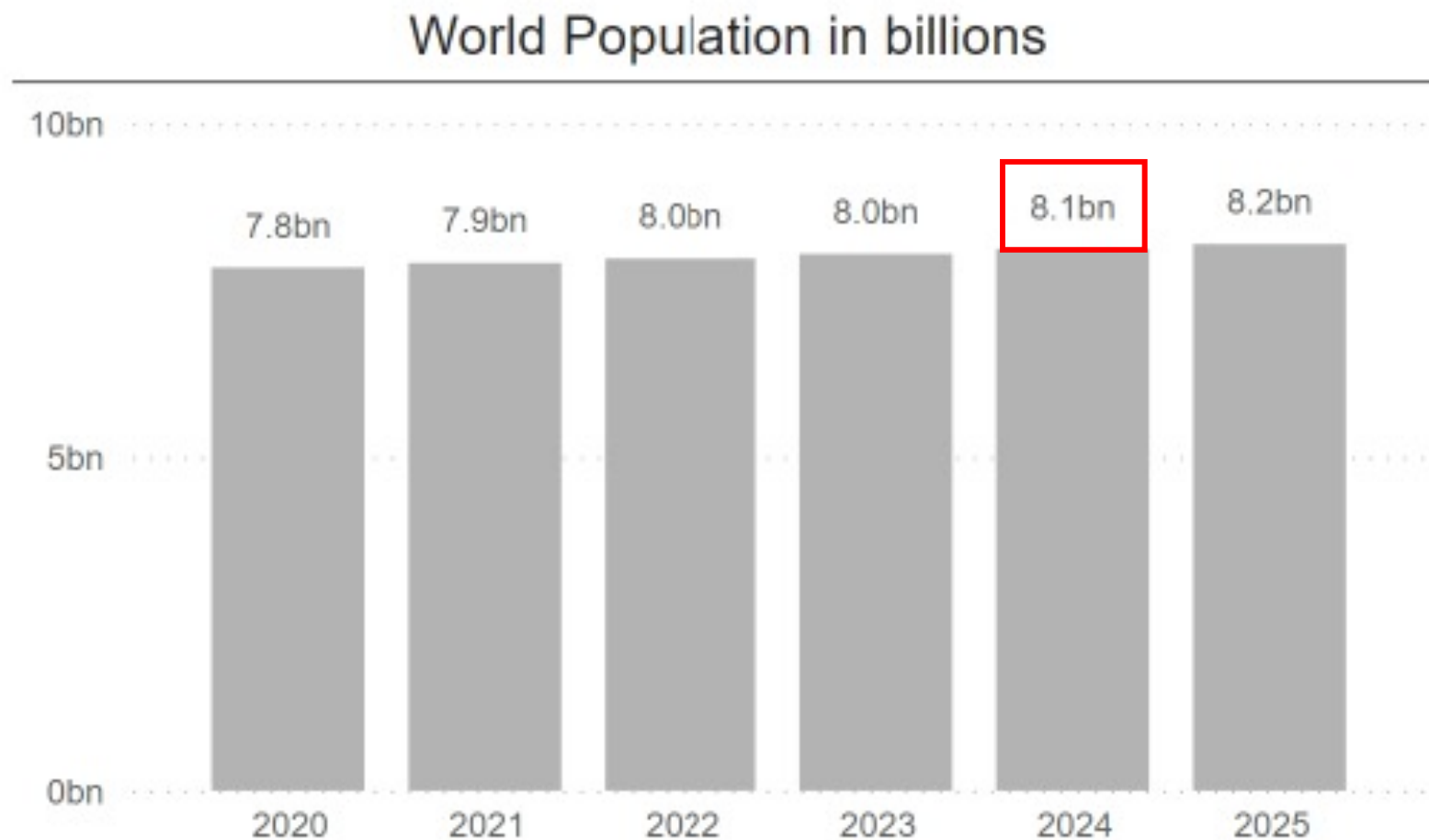
1

Mobile reporting

- Laptop vs Mobile Phone
- No tablet
- No watch



● Mobile Reporting

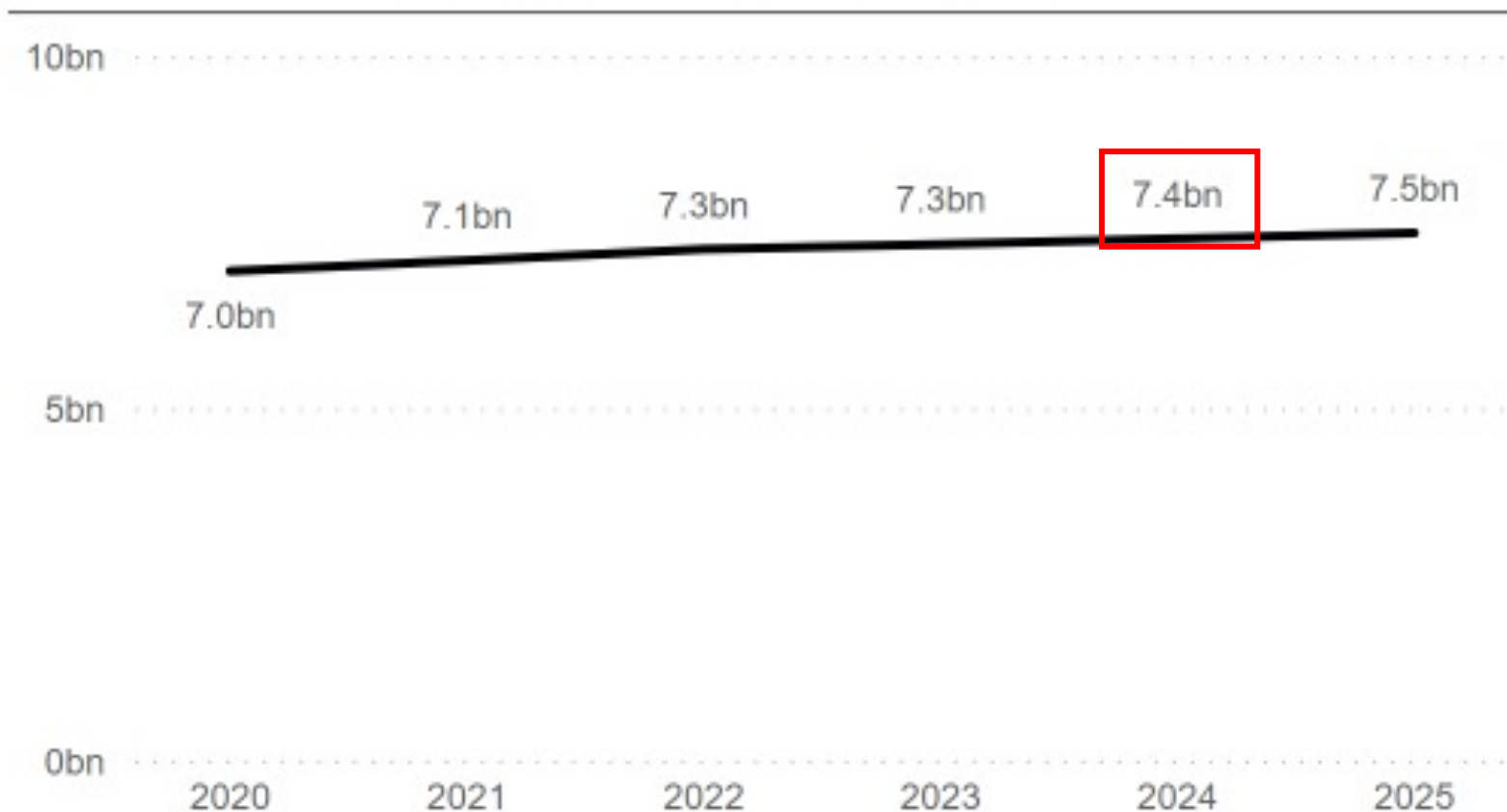


Bron: www.worldometers.info

● Mobile Reporting

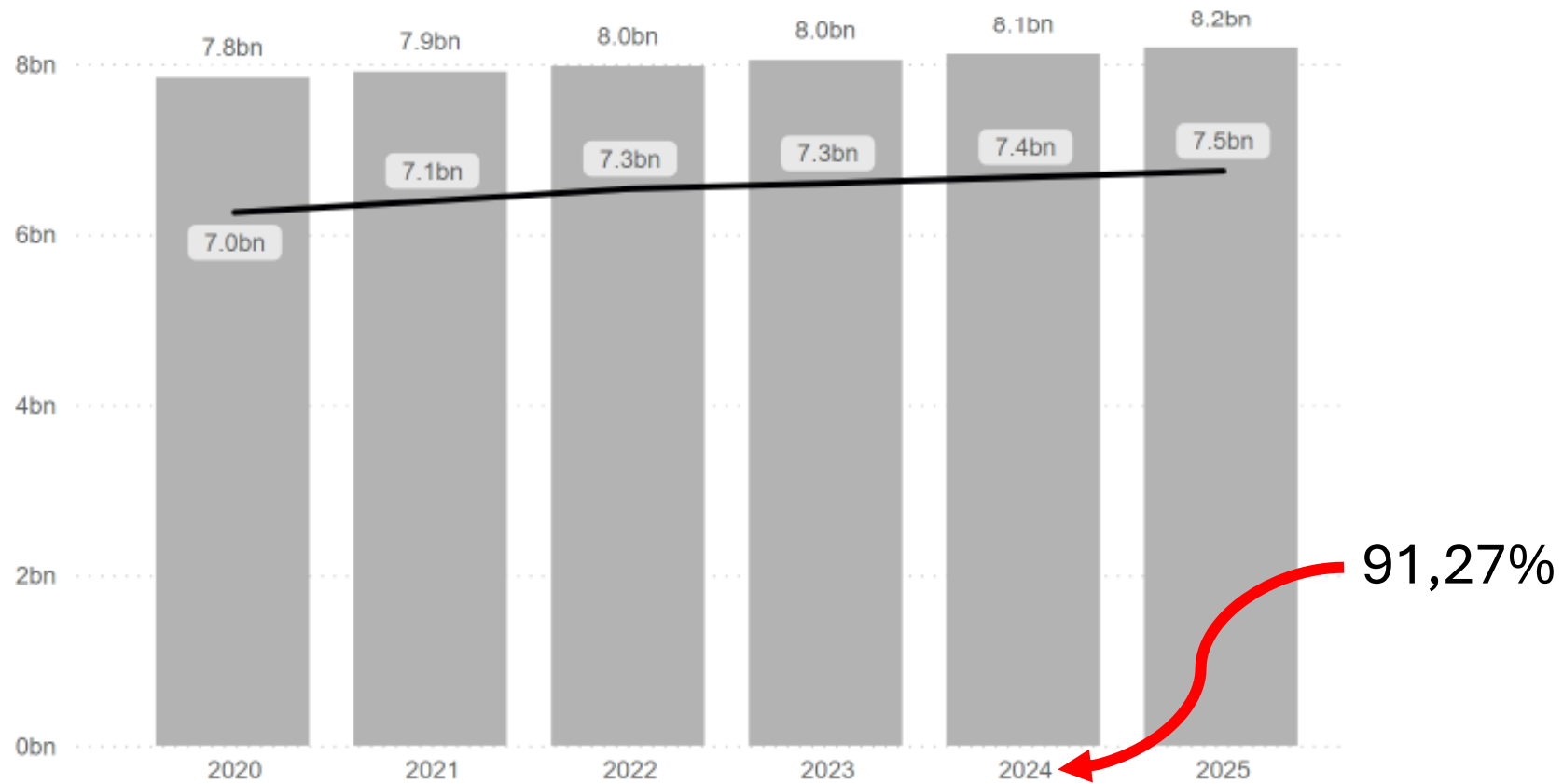


World Mobile users in billions



Bron: www.statista.com

● Mobile Reporting



Bron: www.worldometers.info | www.statista.com

2

Advantages

- APP Available for IOS and Android
 - Insights anywhere & anytime
 - Different Reports
 - Cool!



Microsoft Power BI 4+

Analyse van bedrijfsgegevens

[Microsoft Corporation](#)

#69 in Zakelijk

★★★★★ 4,6 • 6,2K beoordelingen

Gratis



Mok
Repo



● Disadvantages

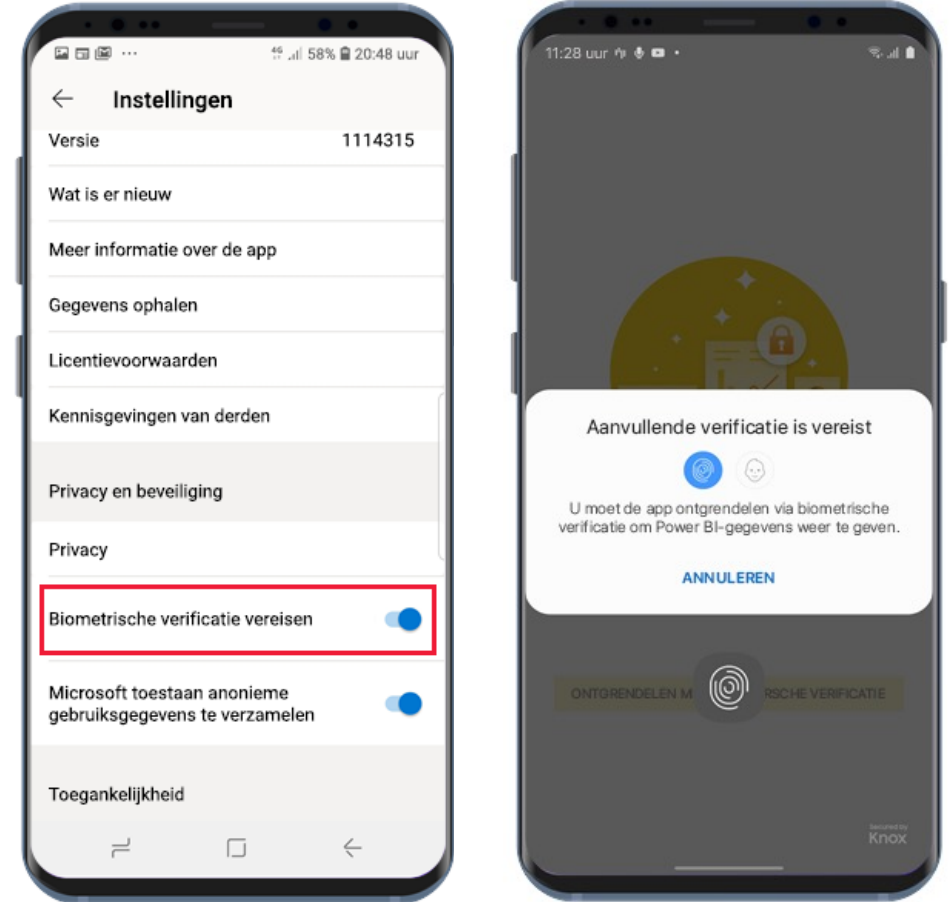
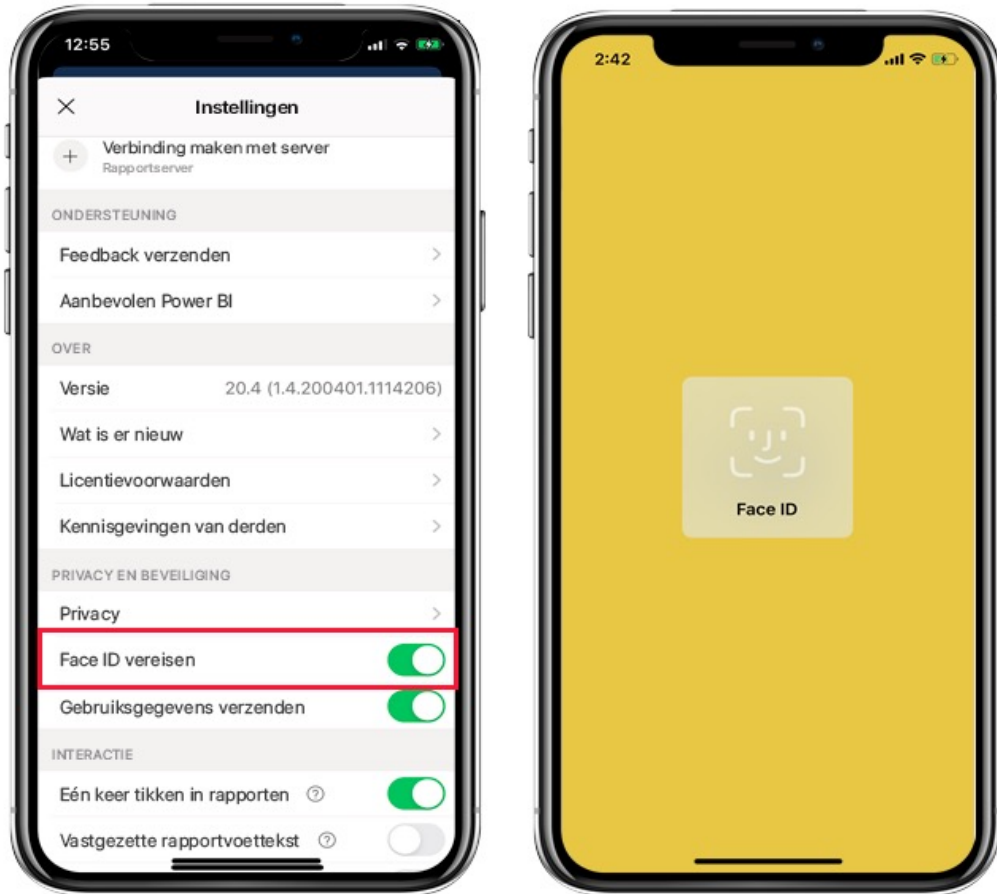
- Windows app (retired on 31-12-2023)
 - Limited Canvas
 - Takes Effort
 - Time consuming

3

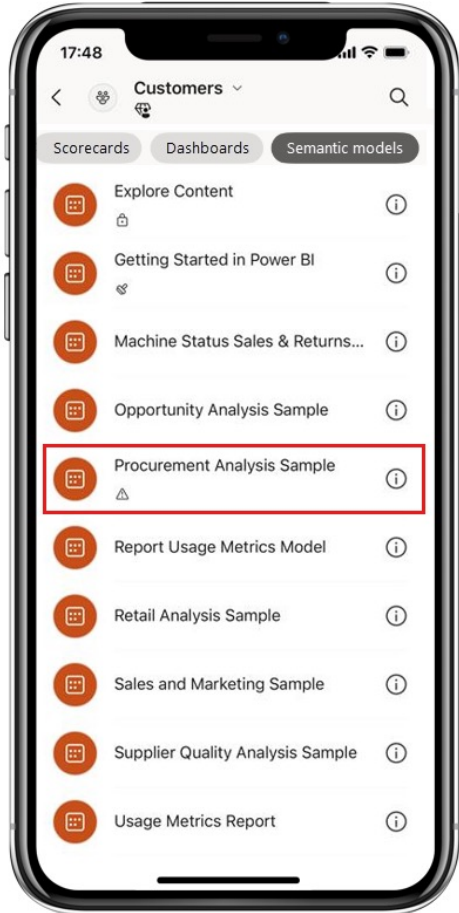
Mobile Features



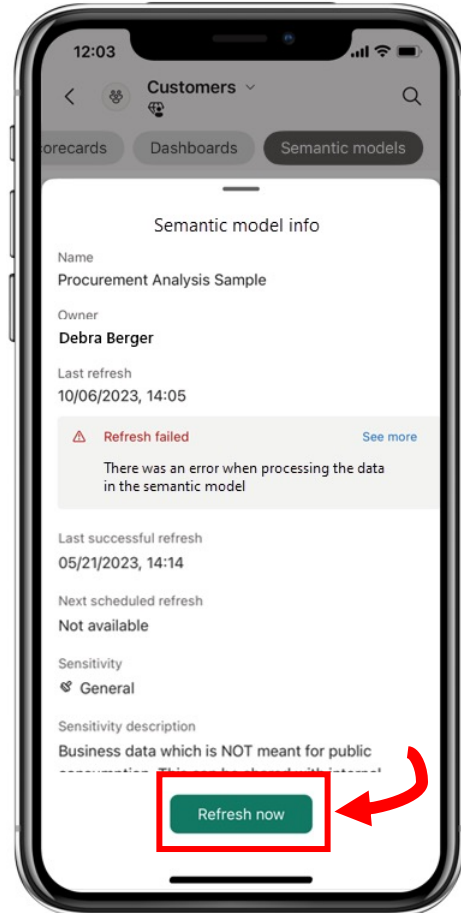
● Mobile Features - Security



● Mobile Features – Refresh Semantic model (July 2023)

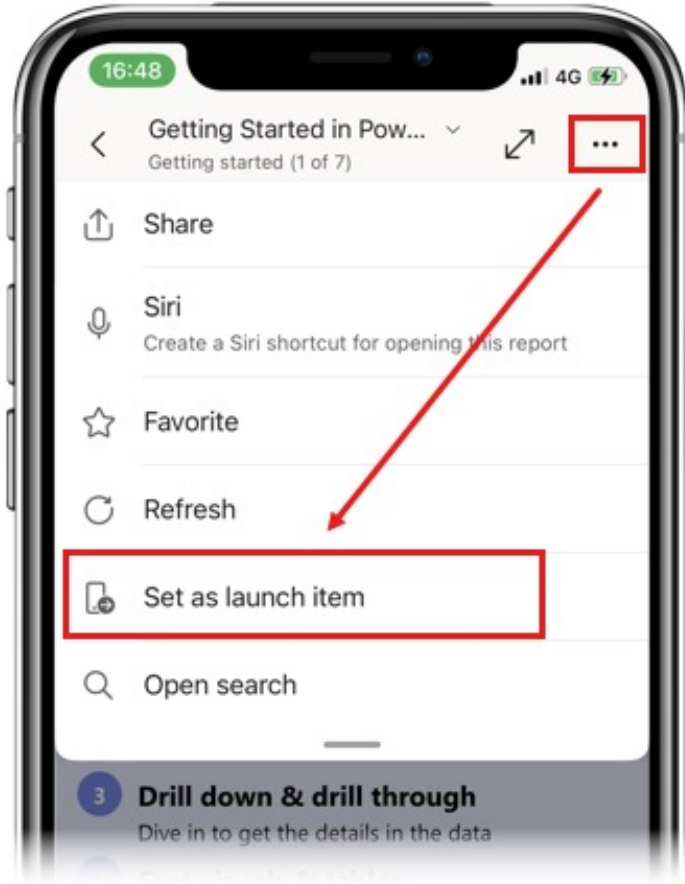


1



2

● Mobile Features – Custom Start Page (August 2023 update)




Enhanced Efficiency



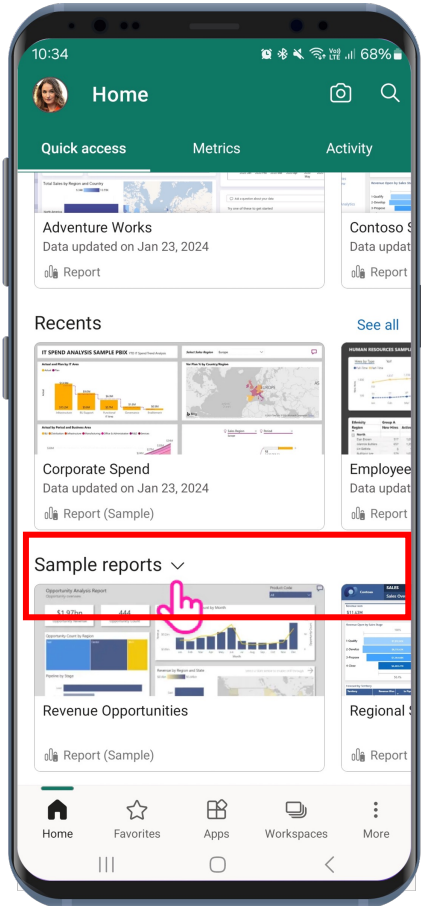
Customization and Personalization

● Report ● Report Page ● Dashboard ● Scorecard ● App

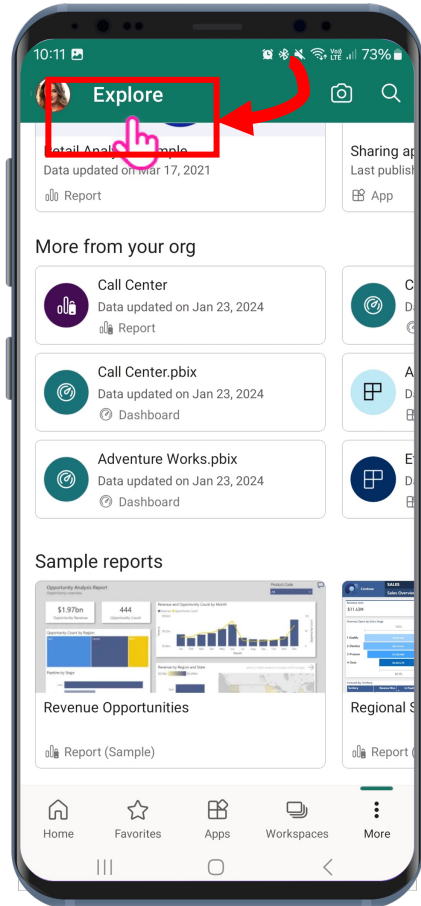


Remote Configuration for Administrators

● Mobile Features – Sample Reports (January 2024 update)

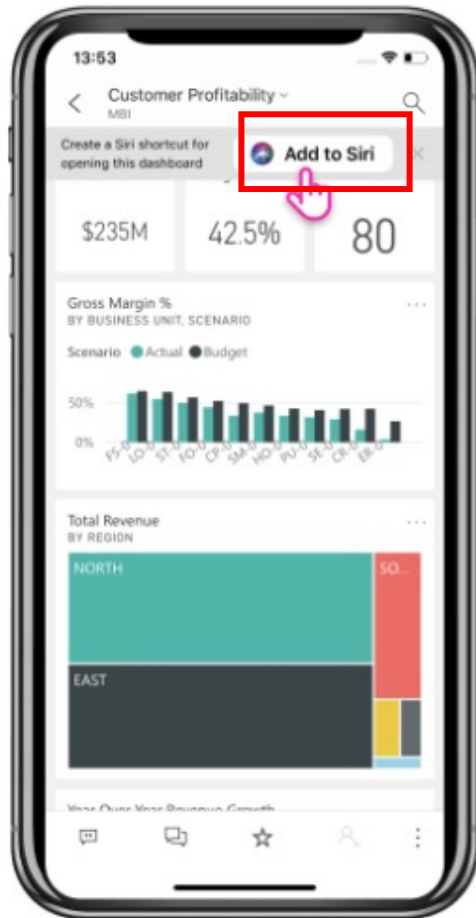


1

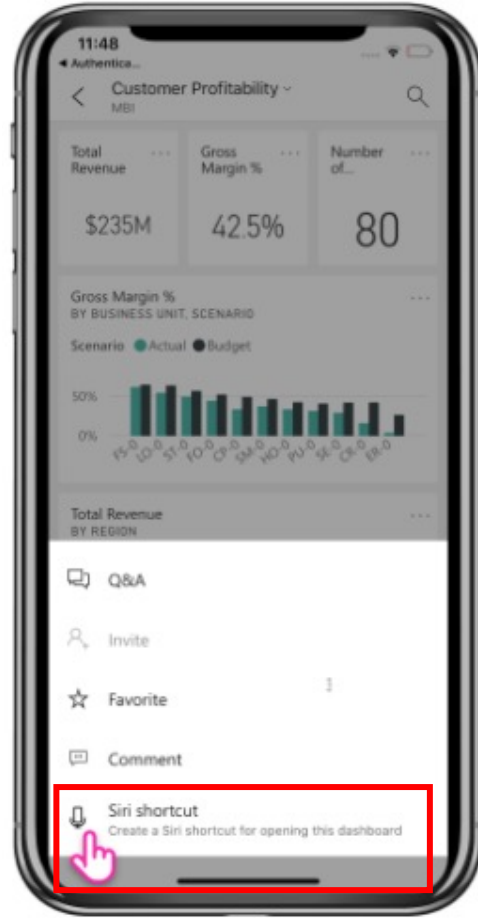


2

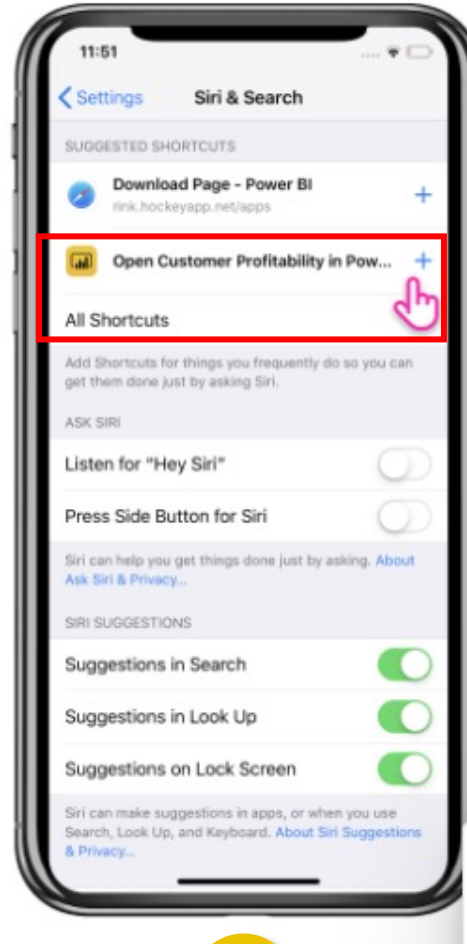
● Mobile Features – Siri Shortcut



1



2



3



4

● Mobile Features – Siri Shortcut

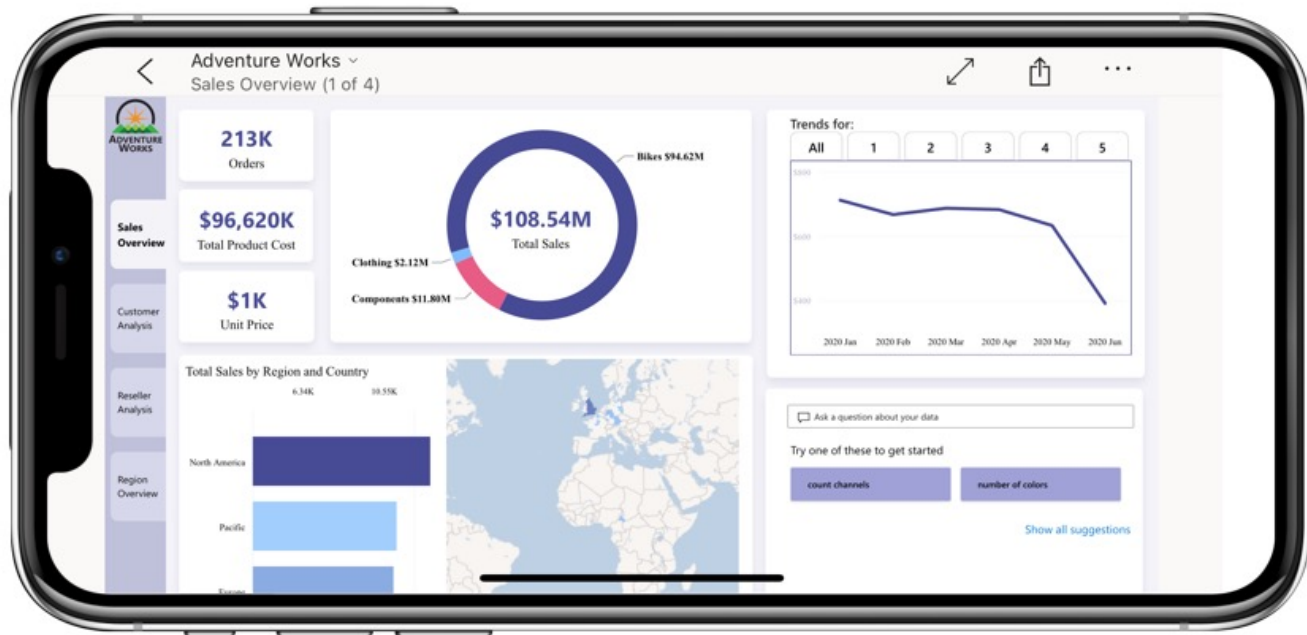


5

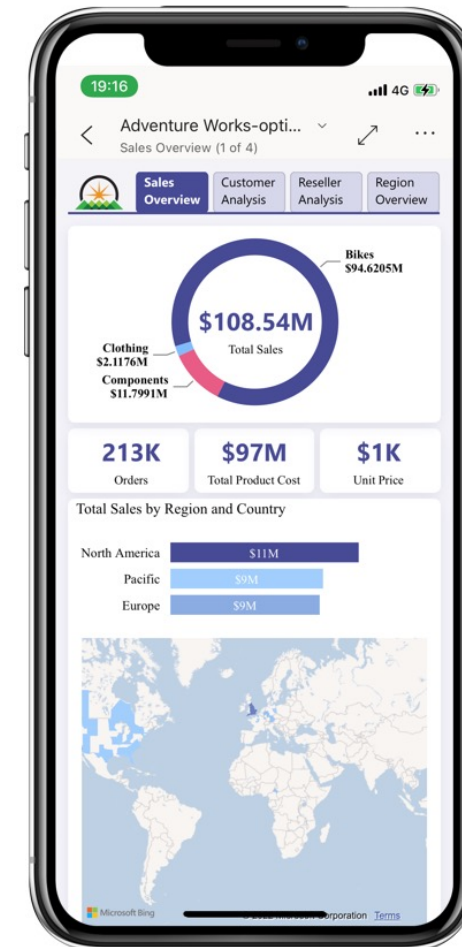



6

● Optimized Report Views



Non-Optimized

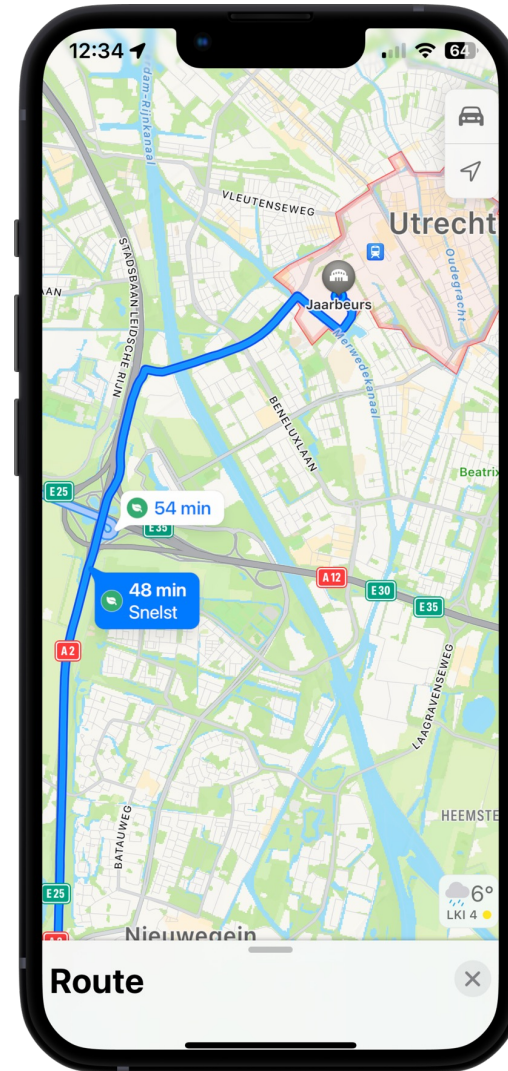


Optimized

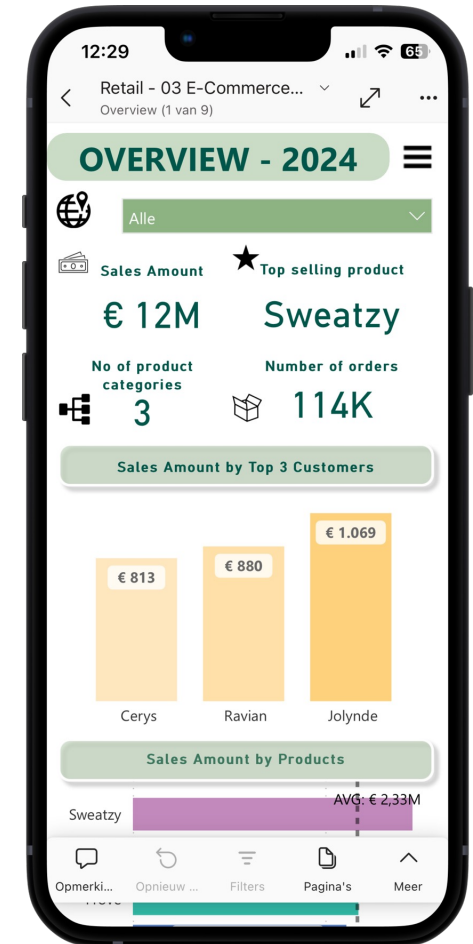


4

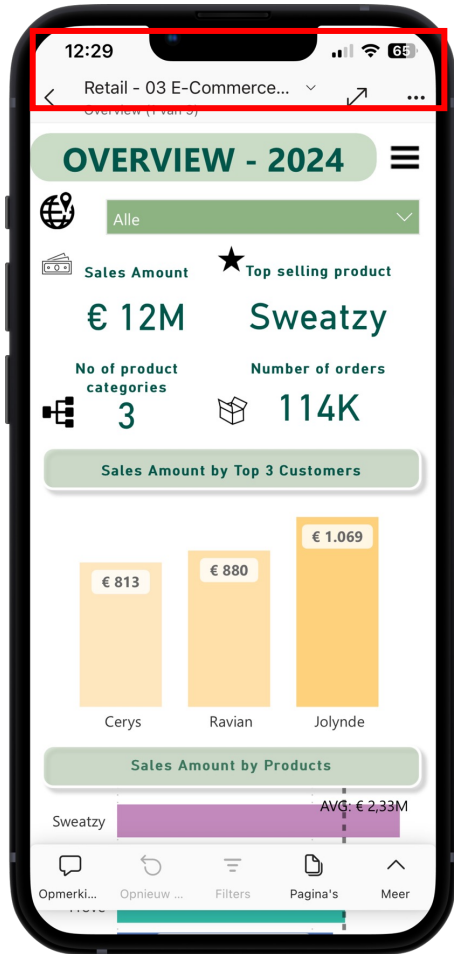
Navigation



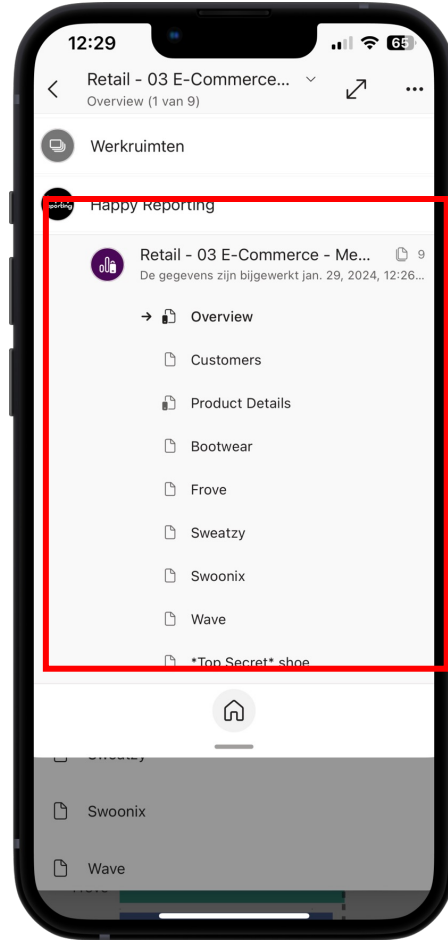
Navigation – Example Report



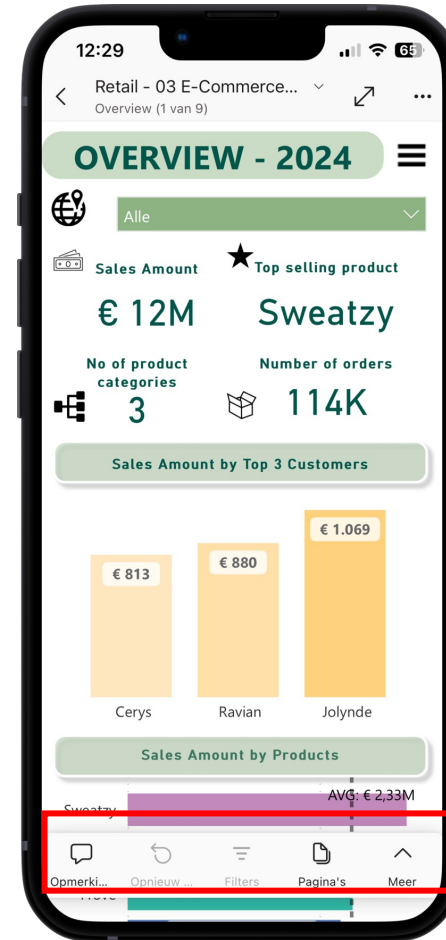
Navigation – by Default



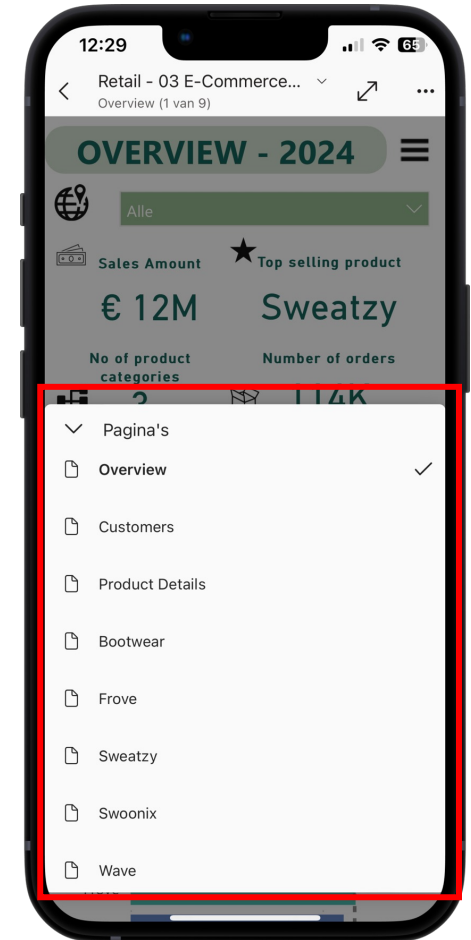
1



2

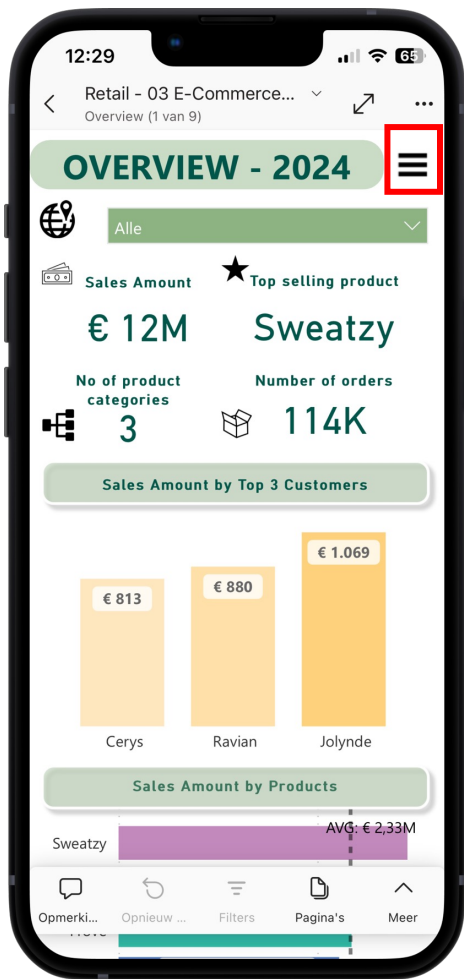


1

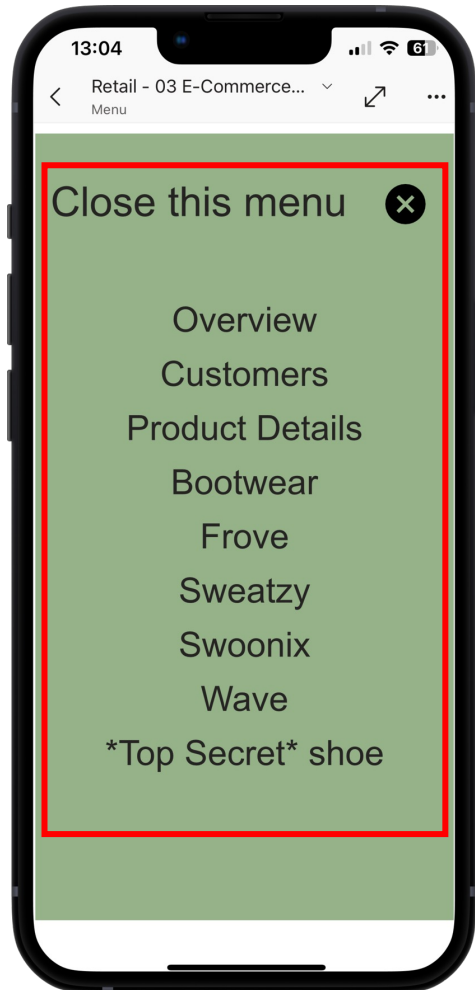


2

Navigation – by Page



1



2



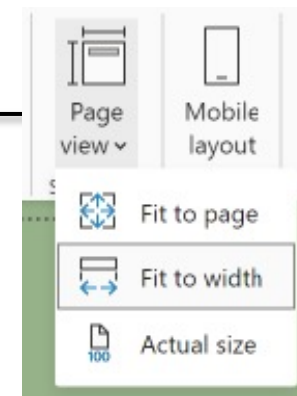
1

Create hidden “Menu” page




2

Pageview “Fit to width”



3

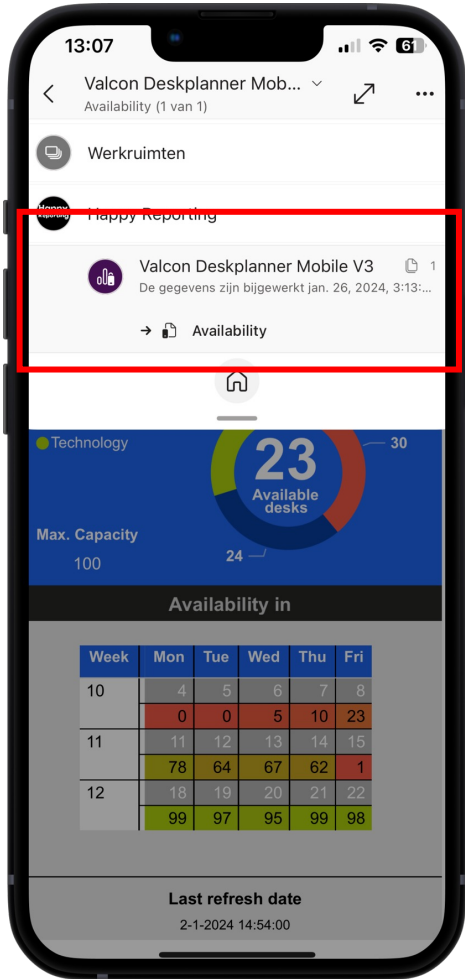
Create navigation & Menu ☰ & Back button ⊗



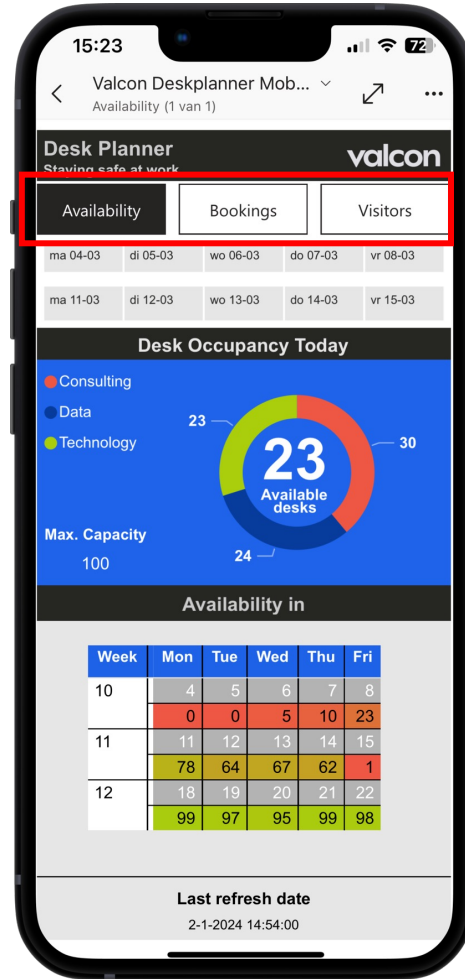
4

Create mobile page





Navigation – by Navigator



1




2

- 1 Create hidden “Extra” pages 
- 2 Create page navigator for all pages 
- 3 Hide navigator behind object on first page 
- 4 Create mobile pages and add navigator 

5

Design Process





● Design Process - Enhanced user experience

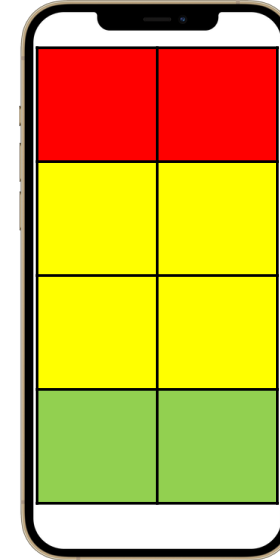
- Don't copy/paste from desktop
- Less is more
- Hierarchy
- K. I. S. S.



● Design Process



Priority 1 **Priority 2** **Priority 3**



- New Report
- Requirements mobile or not?
- Extra items needed create first in desktop
- Extra items place?

Design Process – Example Report

- 1 Title/ Subtitle
- 2 Slicer
- 3 Donut Chart
- 4 KPI
- 5 Max capacity
- 6 Calender Table

Desk Planner

Showing data for Friday 8 March

Last refresh date
2-1-2024 14:54:00

Staying safe at work

Mon 04/03

Tue 05/03

Wed 06/03

Thu 07/03

Fri 08/03

Mon 11/03


Tue 12/03

Wed 13/03

Thu 14/03

Fri 15/03

Desk Occupancy



23

Available desks

24

Max. Capacity

30


Bookings

Bookings by cluster

Data		Consulting	Technology
Name	#	Name	#
Aiden Lee	1	Aria Murphy	1
Aiden Lewis	1	Avery Hayes	1
Alice Brown	1	Charlotte Wilson	1
Ava Turner	1	Chloe Brooks	1
Charlotte Moore	1	Chloe King	1
Ella Turner	1	Chloe Robinson	1
Grace Baker	1	Chris Miller	1
Isabella Moore	1	Emily Evans	1
John Doe	1	Emma Anderson	4
Liam Bennett	1	Ethan Hall	1
Liam Martin	1	Ethan Robinson	1
Liam White	1	Grace Smith	1
Total	24	Total	30

Availability overview

Month Name	Week	Monday	Tuesday	Wednesday	Thursday	Friday
March	10	4	5	6	7	8
		0	0	5	10	23
	11	11	12	13	14	15
		78	64	67	62	1
		18	19	20	21	22
		99	97	95	99	98

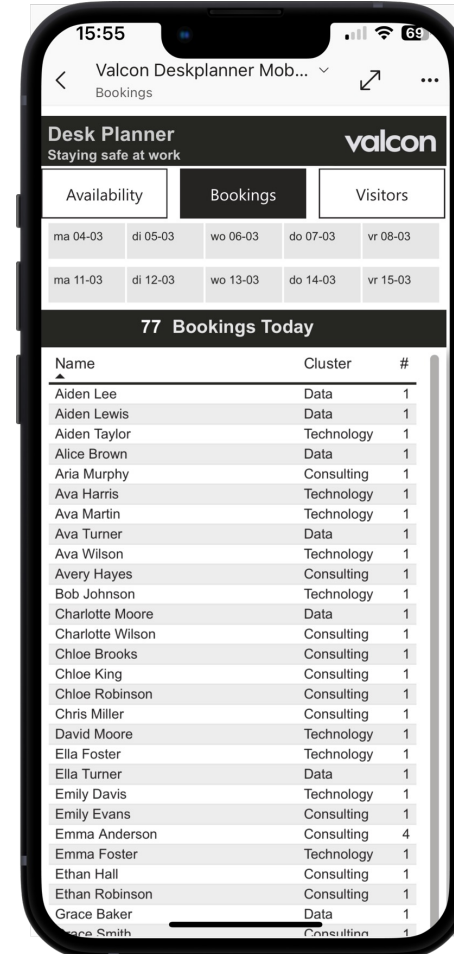
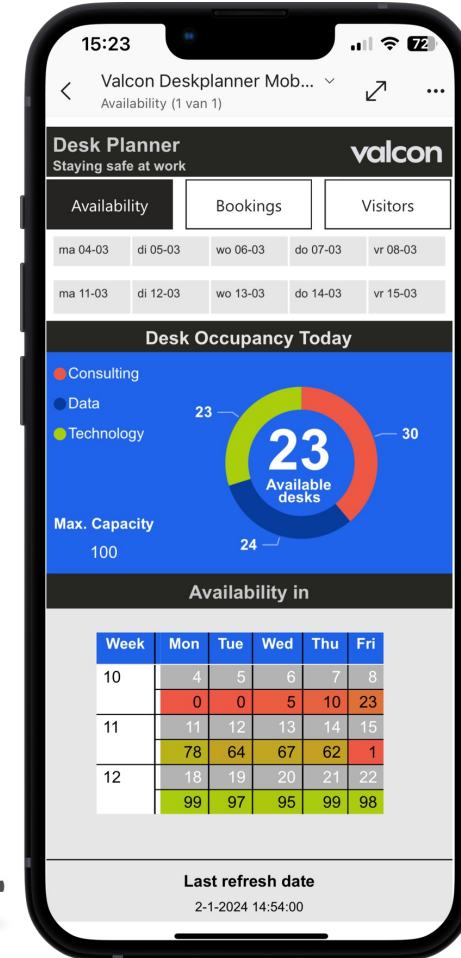
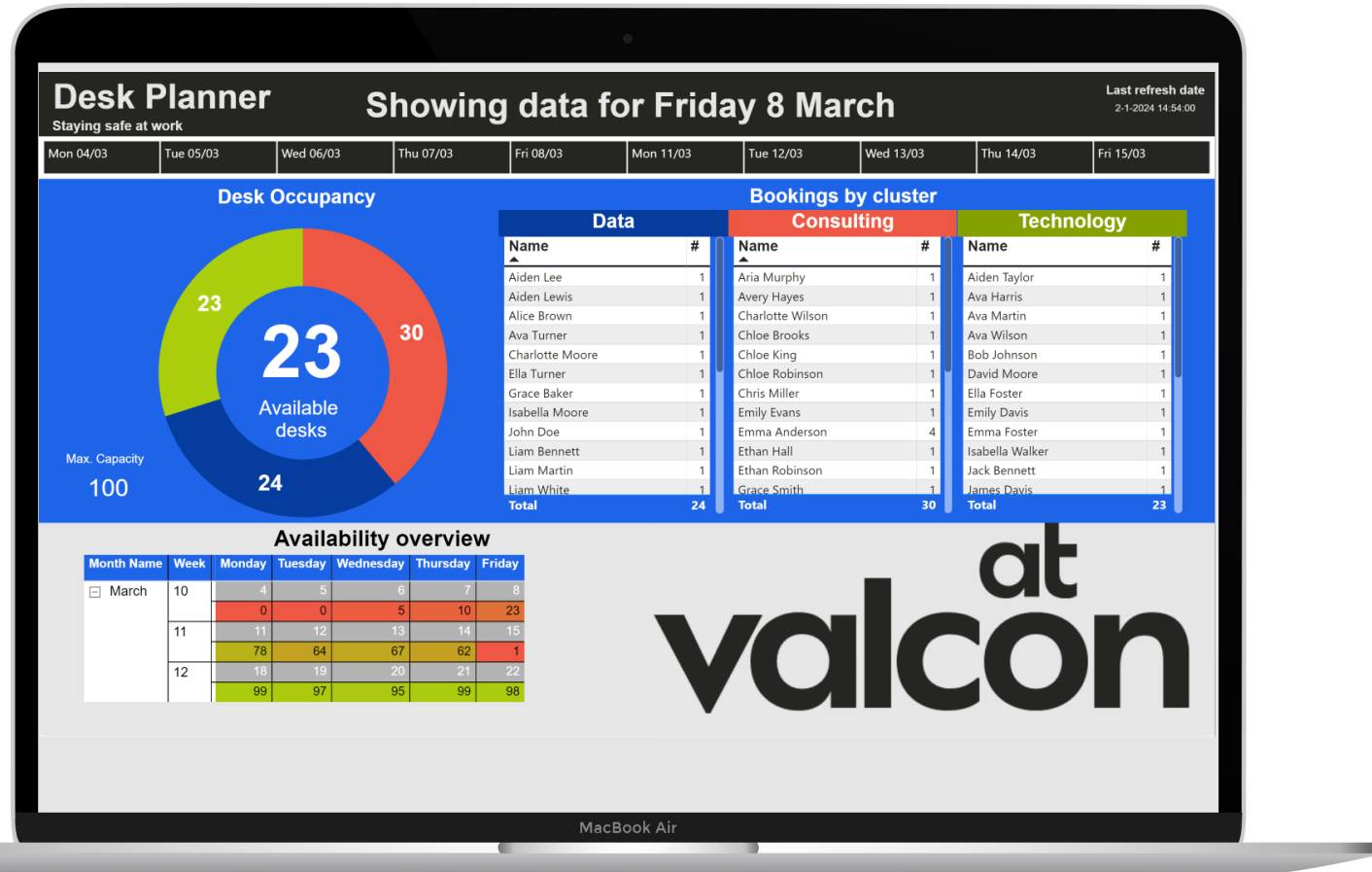


- 7 Refresh Date
- 8 Name table
- 9 Logo

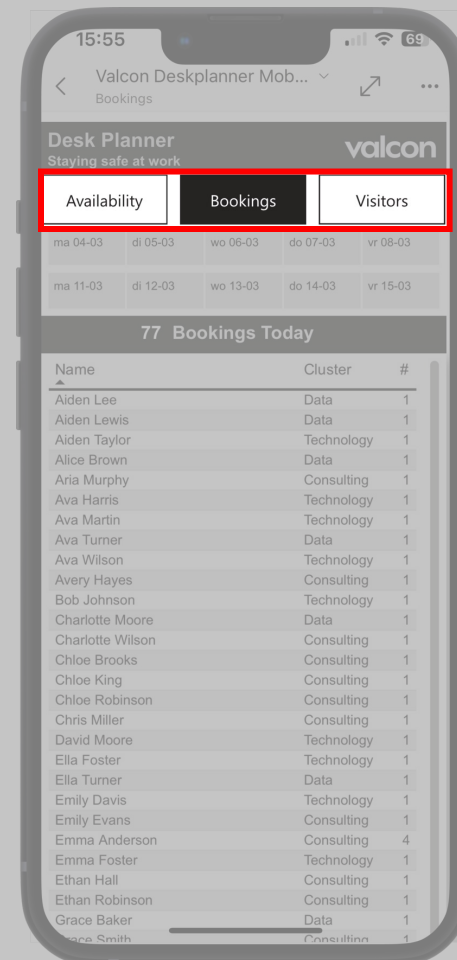
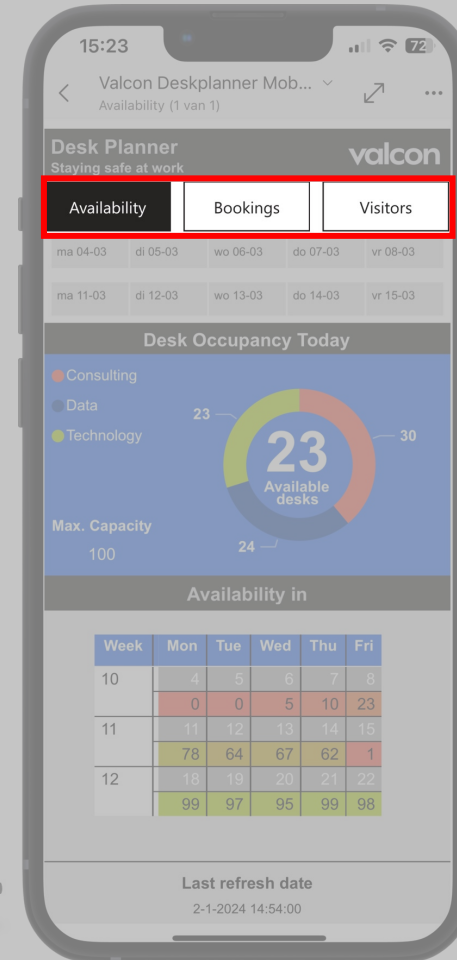
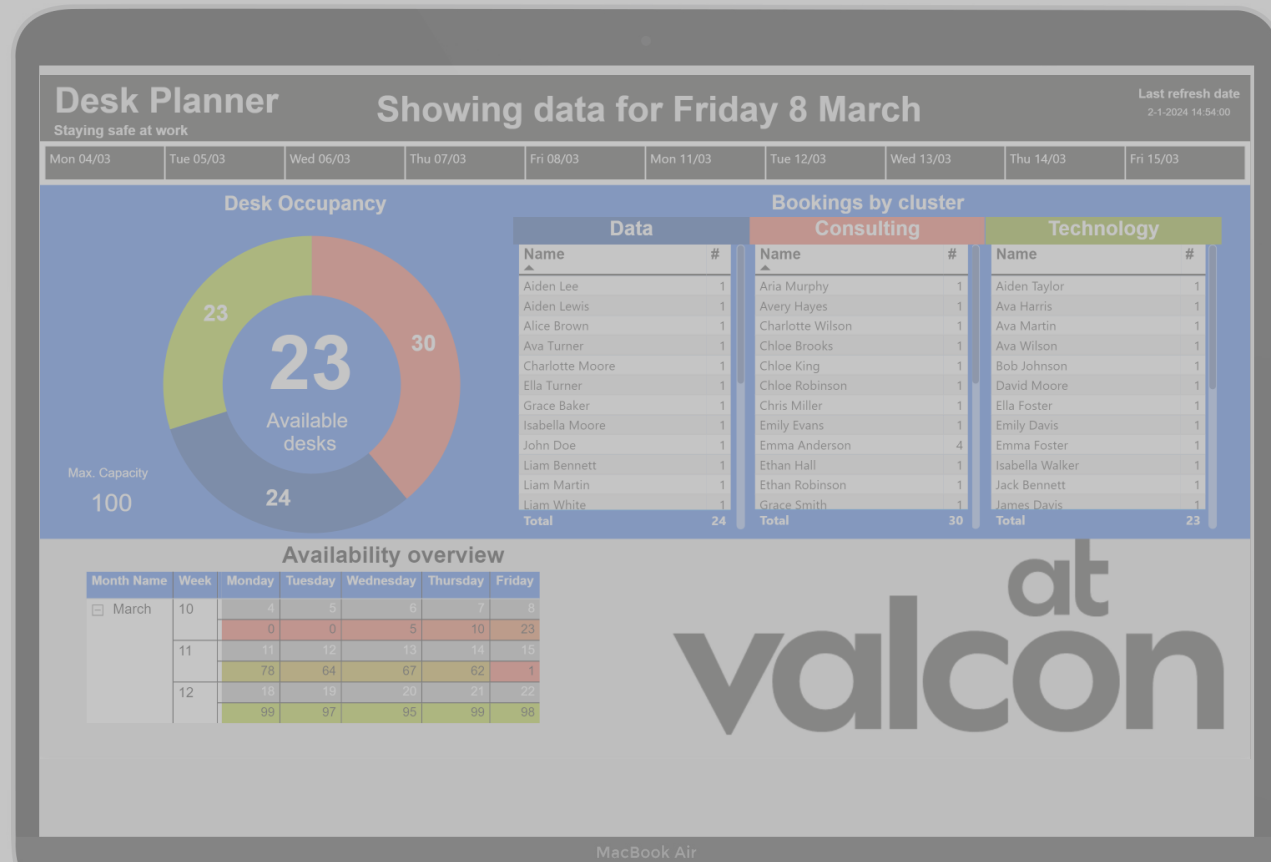
Design Process – Example Report



Design Process – Example Report



Design Process – Page Navigator



Design Process – Slicer

Desk Planner Showing data for Friday 8 March

Staying safe at work

Last refresh date: 2-1-2024 14:54:00

Mon 04/03 | Tue 05/03 | Wed 06/03 | Thu 07/03 | **Fri 08/03** | Mon 11/03 | Tue 12/03 | Wed 13/03 | Thu 14/03 | Fri 15/03

Desk Occupancy

Available desks: 23

Max. Capacity: 100

Bookings by cluster

Data		Consulting		Technology	
Name	#	Name	#	Name	#
Aiden Lee	1	Aria Murphy	1	Aiden Taylor	1
Aiden Lewis	1	Avery Hayes	1	Ava Harris	1
Alice Brown	1	Charlotte Wilson	1	Ava Martin	1
Ava Turner	1	Chloe Brooks	1	Ava Wilson	1
Charlotte Moore	1	Chloe King	1	Bob Johnson	1
Ella Turner	1	Chloe Robinson	1	David Moore	1
Grace Baker	1	Chris Miller	1	Ella Foster	1
Isabella Moore	1	Emily Evans	1	Emily Davis	1
John Doe	1	Emma Anderson	4	Emma Foster	1
Liam Bennett	1	Ethan Hall	1	Isabella Walker	1
Liam Martin	1	Ethan Robinson	1	Jack Bennett	1
Liam White	1	Grace Smith	1	James Davis	1
Total	24	Total	30	Total	23

Availability overview

Month Name	Week	Monday	Tuesday	Wednesday	Thursday	Friday
March	10	4	5	6	7	8
	11	0	0	5	10	23
	12	78	64	67	62	1
	12	18	19	20	21	22
		99	97	95	99	98

at valcon

15:23

Valcon Deskplanner Mob... Availability (1 van 1)

Desk Planner valcon

Staying safe at work

Availability | Bookings | Visitors

ma 04-03 | di 05-03 | wo 06-03 | do 07-03 | vr 08-03

ma 11-03 | di 12-03 | wo 13-03 | do 14-03 | vr 15-03

Desk Occupancy Today

Available desks: 23

Max. Capacity: 100

Availability in

Week	Mon	Tue	Wed	Thu	Fri
10	4	5	6	7	8
11	0	0	5	10	23
12	78	64	67	62	1
	18	19	20	21	22
	99	97	95	99	98

Last refresh date: 2-1-2024 14:54:00

15:55

Valcon Deskplanner Mob... Bookings

Desk Planner valcon

Staying safe at work

Availability | Bookings | Visitors

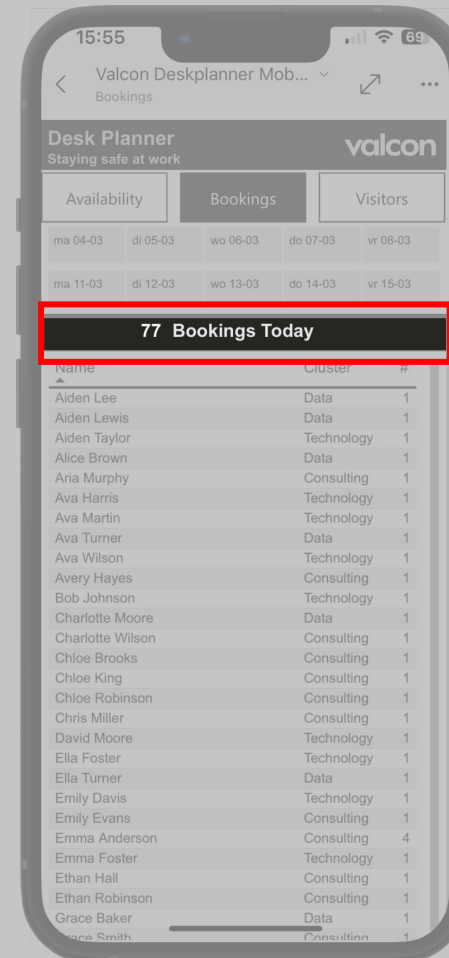
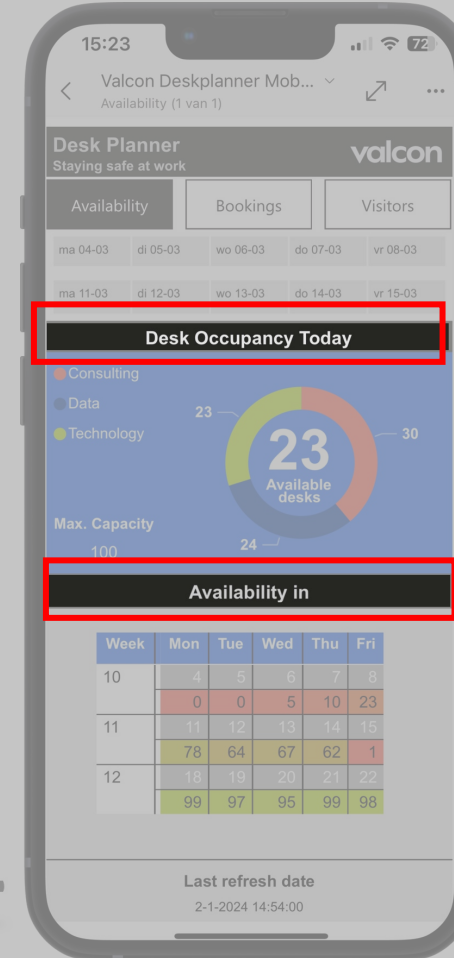
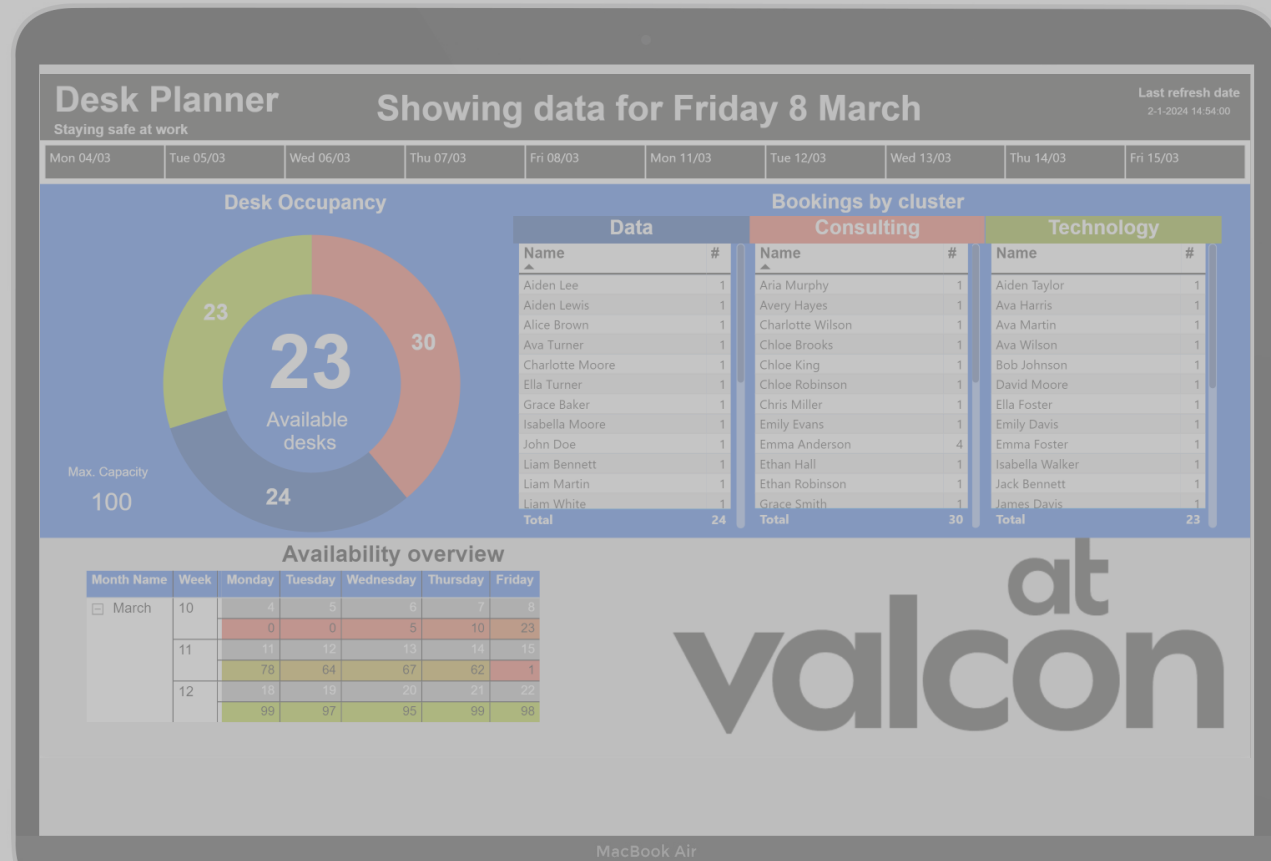
ma 04-03 | di 05-03 | wo 06-03 | do 07-03 | vr 08-03

ma 11-03 | di 12-03 | wo 13-03 | do 14-03 | vr 15-03

77 Bookings Today

Name	Cluster	#
Aiden Lee	Data	1
Aiden Lewis	Data	1
Aiden Taylor	Technology	1
Alice Brown	Data	1
Aria Murphy	Consulting	1
Ava Harris	Technology	1
Ava Martin	Technology	1
Ava Turner	Data	1
Ava Wilson	Technology	1
Avery Hayes	Consulting	1
Bob Johnson	Technology	1
Charlotte Moore	Data	1
Charlotte Wilson	Consulting	1
Chloe Brooks	Consulting	1
Chloe King	Consulting	1
Chloe Robinson	Consulting	1
Chris Miller	Consulting	1
David Moore	Technology	1
Ella Foster	Technology	1
Ella Turner	Data	1
Emily Davis	Technology	1
Emily Evans	Consulting	1
Emma Anderson	Consulting	4
Emma Foster	Technology	1
Ethan Hall	Consulting	1
Ethan Robinson	Consulting	1
Grace Baker	Data	1
Grace Smith	Consulting	1

Design Process – Titles



Design Process – Calendar Table

Desk Planner Showing data for Friday 8 March

Staying safe at work

Mon 04/03 Tue 05/03 Wed 06/03 Thu 07/03 Fri 08/03 Mon 11/03 Tue 12/03 Wed 13/03 Thu 14/03 Fri 15/03

Desk Occupancy

Bookings by cluster

Data		Consulting		Technology	
Name	#	Name	#	Name	#
Aiden Lee	1	Aria Murphy	1	Aiden Taylor	1
Aiden Lewis	1	Avery Hayes	1	Ava Harris	1
Alice Brown	1	Charlotte Wilson	1	Ava Martin	1
Ava Turner	1	Chloe Brooks	1	Ava Wilson	1
Charlotte Moore	1	Chloe King	1	Bob Johnson	1
Ella Turner	1	Chloe Robinson	1	David Moore	1
Grace Baker	1	Chris Miller	1	Ella Foster	1
Isabella Moore	1	Emily Evans	1	Emily Davis	1
John Doe	1	Emma Anderson	4	Emma Foster	1
Liam Bennett	1	Ethan Hall	1	Isabella Walker	1
Liam Martin	1	Ethan Robinson	1	Jack Bennett	1
Liam White	1	Grace Smith	1	James Davis	1
Total	24	Total	30	Total	23

Availability overview

Month Name	Week	Monday	Tuesday	Wednesday	Thursday	Friday
March	10	4	5	6	7	8
	11	0	0	5	10	23
	12	78	64	67	62	1
		99	97	95	99	98

at valcon

15:23

Valcon Deskplanner Mob... Availability (1 van 1)

Desk Planner valcon

Staying safe at work

Availability Bookings Visitors

ma 04-03 di 05-03 wo 06-03 do 07-03 vr 08-03

ma 11-03 di 12-03 wo 13-03 do 14-03 vr 15-03

Desk Occupancy Today

Availability in

Week	Mon	Tue	Wed	Thu	Fri
10	4	5	6	7	8
11	0	0	5	10	23
12	78	64	67	62	1
	99	97	95	99	98

Last refresh date 2-1-2024 14:54:00

15:55

Valcon Deskplanner Mob... Bookings

Desk Planner valcon

Staying safe at work

Availability Bookings Visitors

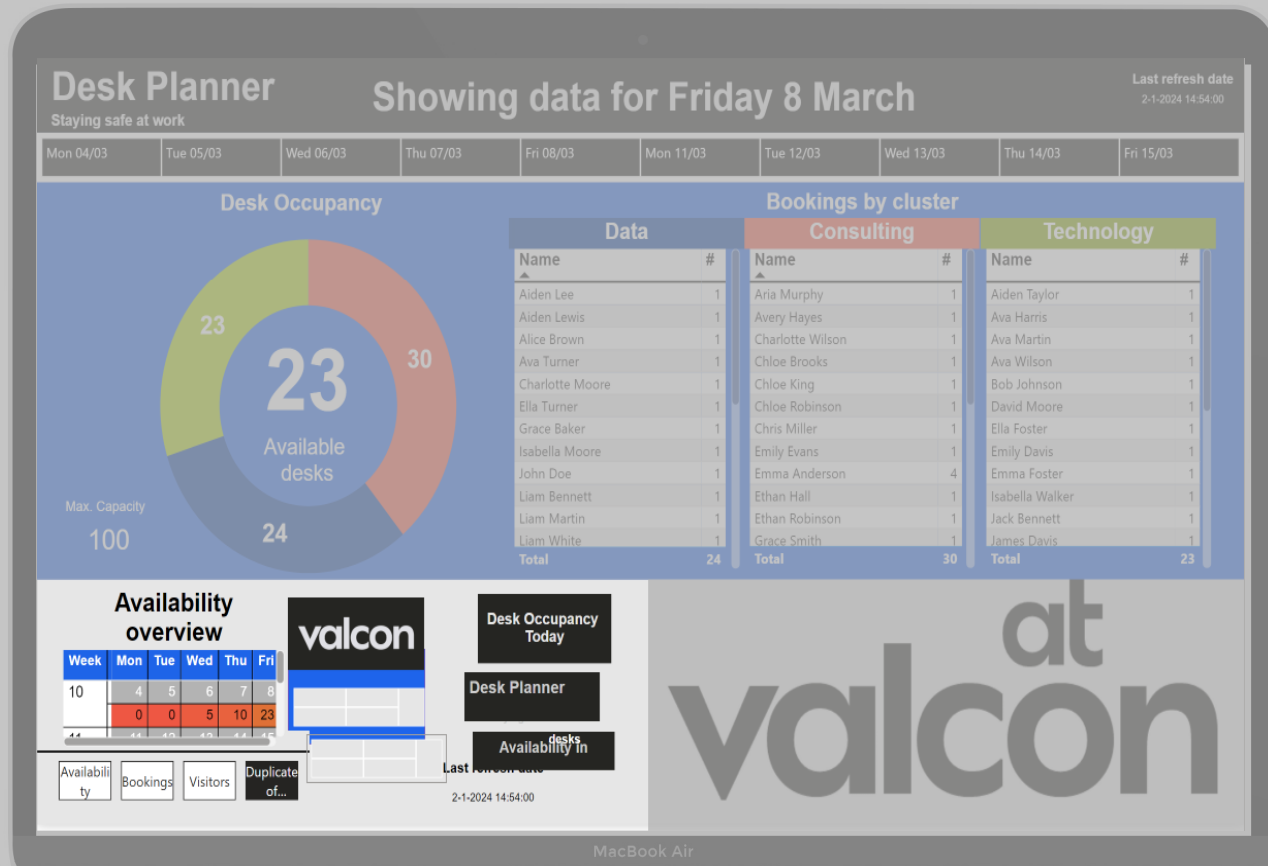
ma 04-03 di 05-03 wo 06-03 do 07-03 vr 08-03

ma 11-03 di 12-03 wo 13-03 do 14-03 vr 15-03

77 Bookings Today

Name	Cluster	#
Aiden Lee	Data	1
Aiden Lewis	Data	1
Aiden Taylor	Technology	1
Alice Brown	Data	1
Aria Murphy	Consulting	1
Ava Harris	Technology	1
Ava Martin	Technology	1
Ava Turner	Data	1
Ava Wilson	Technology	1
Avery Hayes	Consulting	1
Bob Johnson	Technology	1
Charlotte Moore	Data	1
Charlotte Wilson	Consulting	1
Chloe Brooks	Consulting	1
Chloe King	Consulting	1
Chloe Robinson	Consulting	1
Chris Miller	Consulting	1
David Moore	Technology	1
Ella Foster	Technology	1
Ella Turner	Data	1
Emily Davis	Technology	1
Emily Evans	Consulting	1
Emma Anderson	Consulting	4
Emma Foster	Technology	1
Ethan Hall	Consulting	1
Ethan Robinson	Consulting	1
Grace Baker	Data	1
Grace Smith	Consulting	1

Design Proces – Where the magic happens



Selection ... >>

Layer order Tab order

▲ ▼ Show Hide

- > Header
- Date Filter NORMAAL
- > Bookings
- > Desk Occupancy
- Availability overview
- HIDE SHAPE**
- Mobile
 - Availability overview
 - Page navigator
 - Date_filter PART 1
 - Date_filter PART 2
 - Logo
 - M_Header
 - M_Desks
 - M_Available
 - M_Title Desk
 - M_Sub_header
 - M_Shpe
 - M_Calenda_Sub
 - M_Blue
 - Last refresh date



6

Report Elements – ~~No data~~

Do you have Power BI? **1** **908**

69 **2** **901**

people tried **3** **896** **Claim your prize at 17:15**

Photo competition

Leaderboard →

#	Name	Power	#	Name	Power	#	Name	Power	#	Name	Power	#	Name	Power
1		908	11		853	21		835	31		804	41		781
2		901	12		853	22		830	33		797	42		778
3		896	13		851	23		822	34		789	44		777
4		881	14		844	24		819	35		787	45		777
5		877	15		843	25		818	36		787	46		768
6		869	16		840	26		818	37		786	47		758
7		867	17		840	27		817	38		786	48		750
8		864	18		839	28		811	39		785	49		738
9		862	19		837	29		810	40		782	50		738
10		854	20		836	30		806						

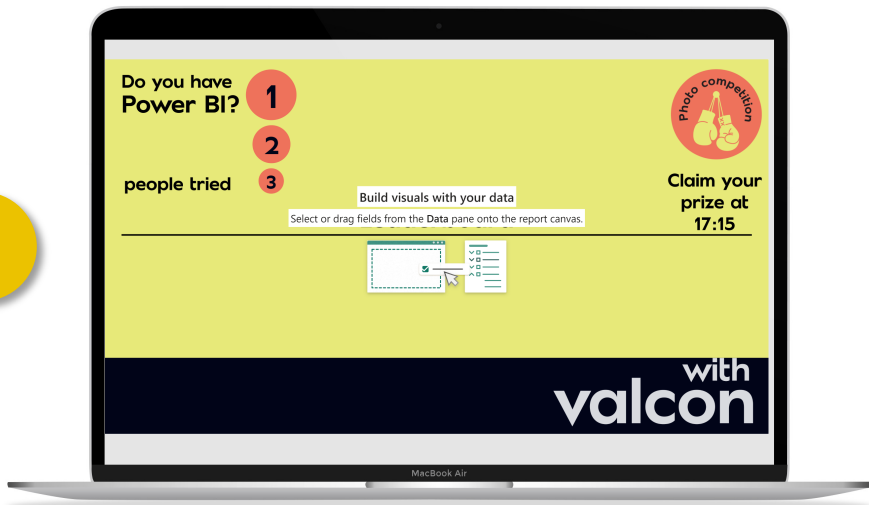
AVG Power

with **valcon**

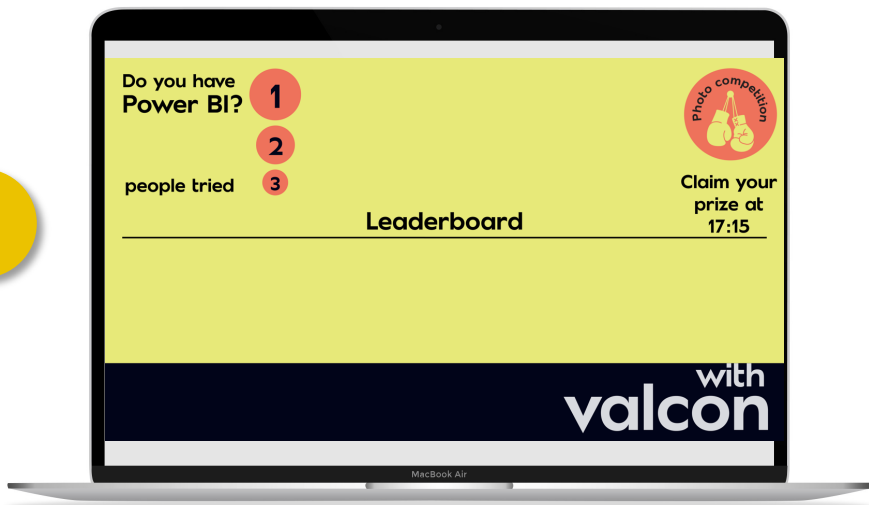
MacBook Air

Report Elements - Difference

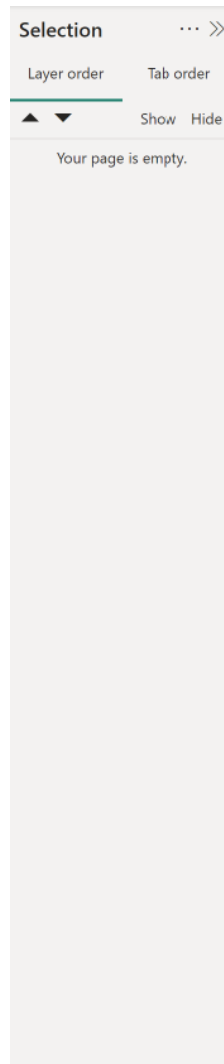
1



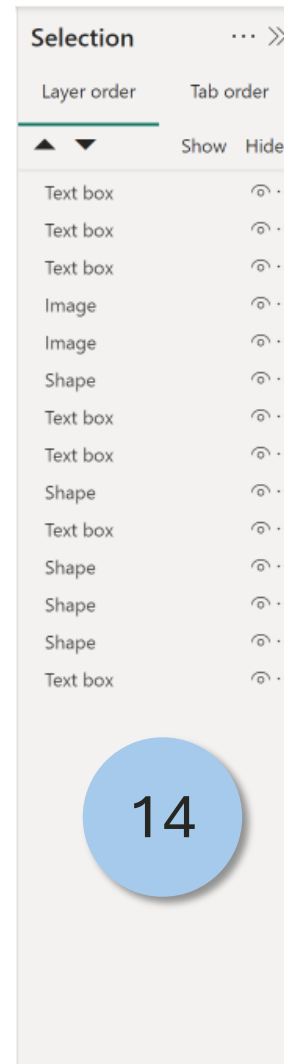
2




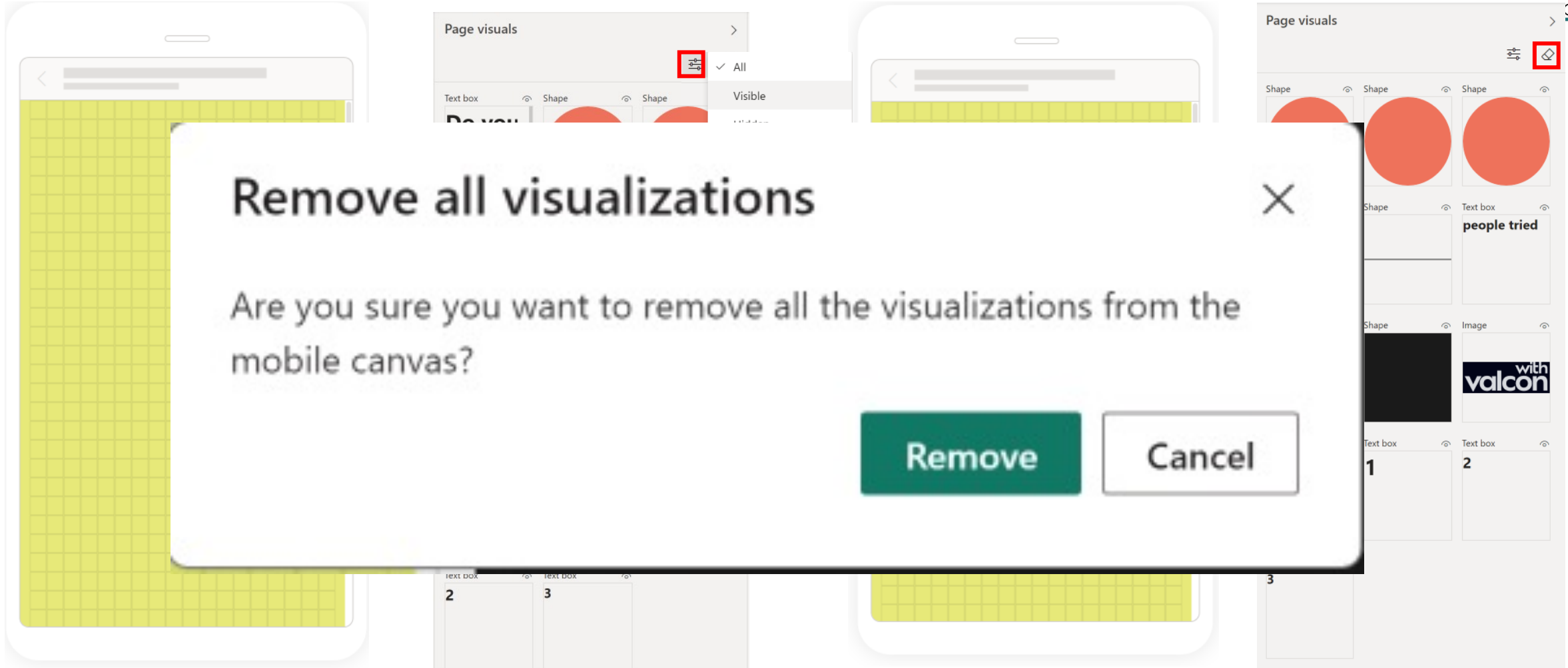
1



2



● Report Elements –  Mobile layout view




1

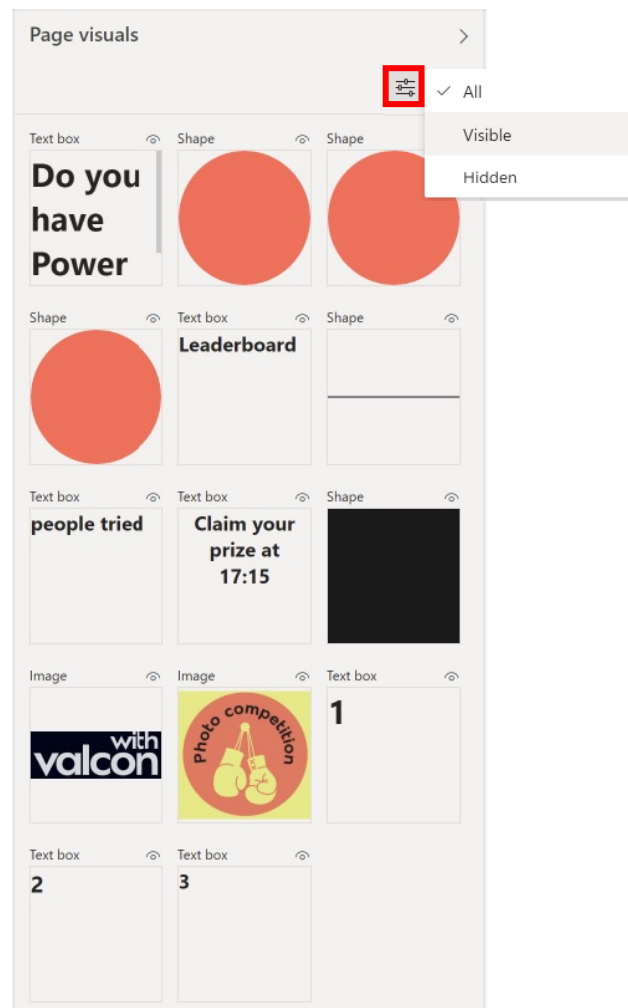
2

3

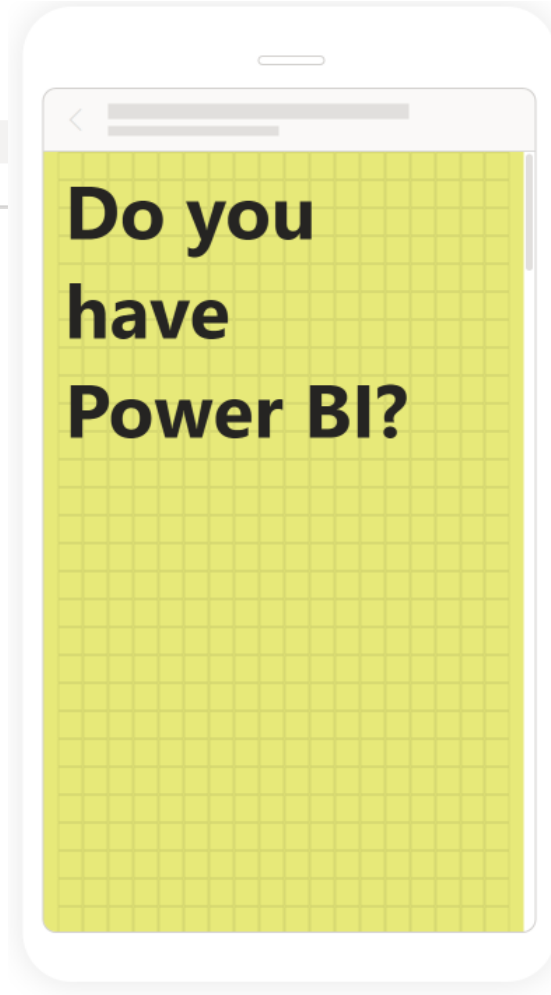
● Report Elements – Mobile layout view



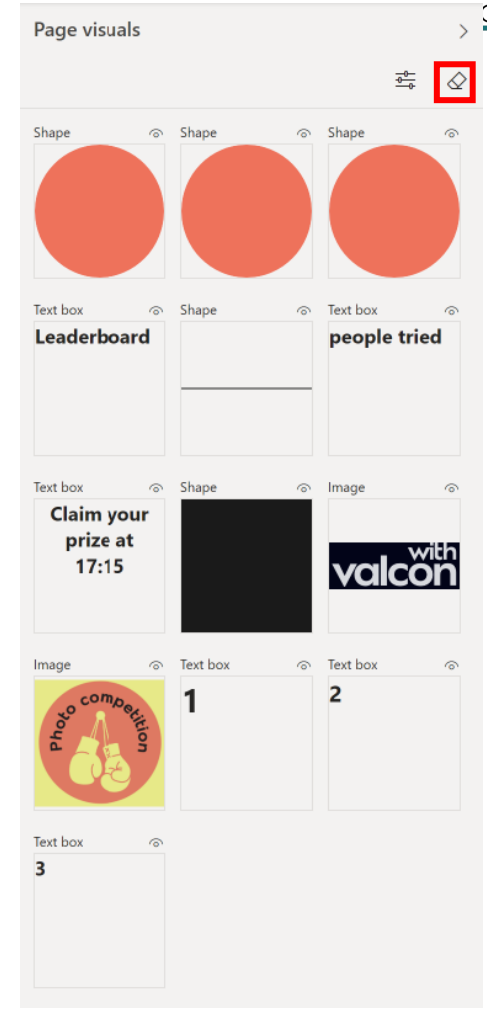
1



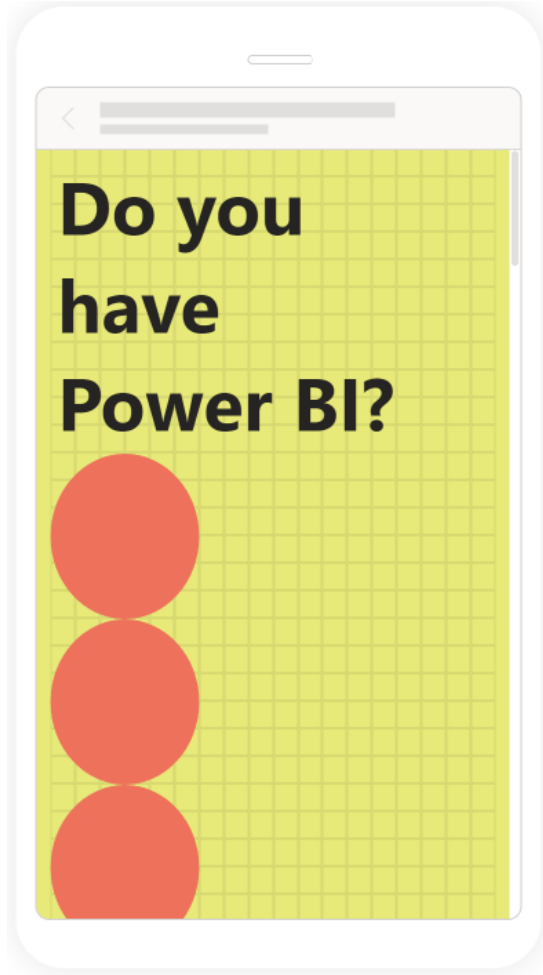
2




3



● Report Elements



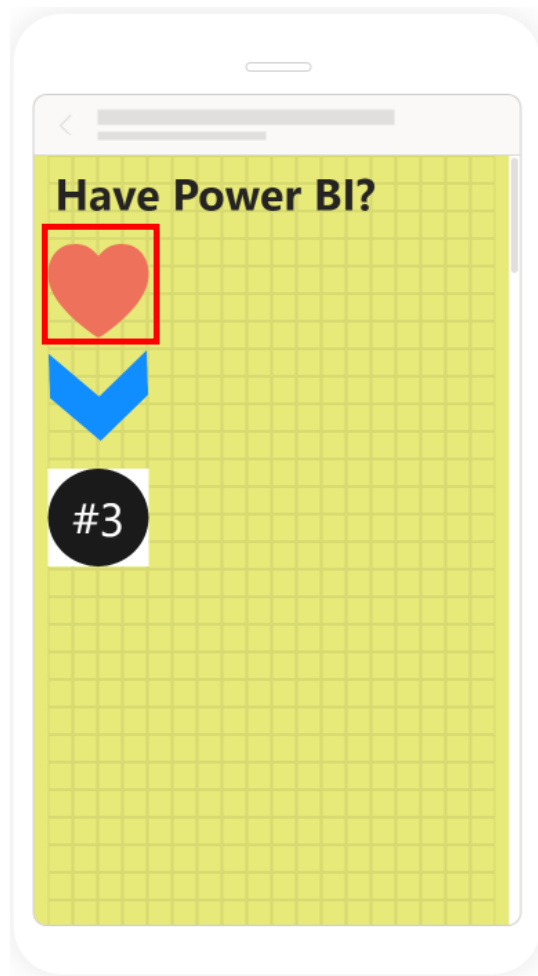
1



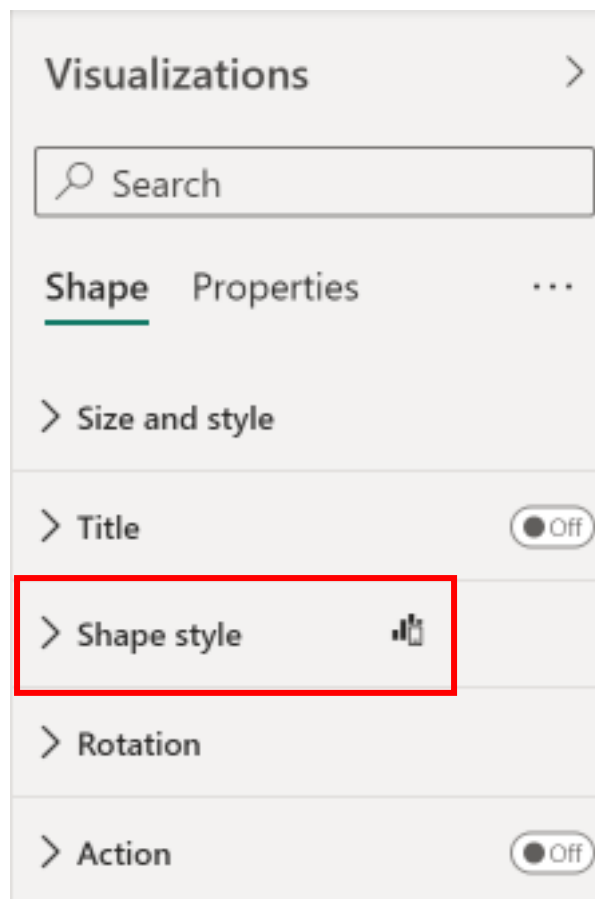
2

- Text changed
- Size
- Shape
- Color
- Background
- Added #3

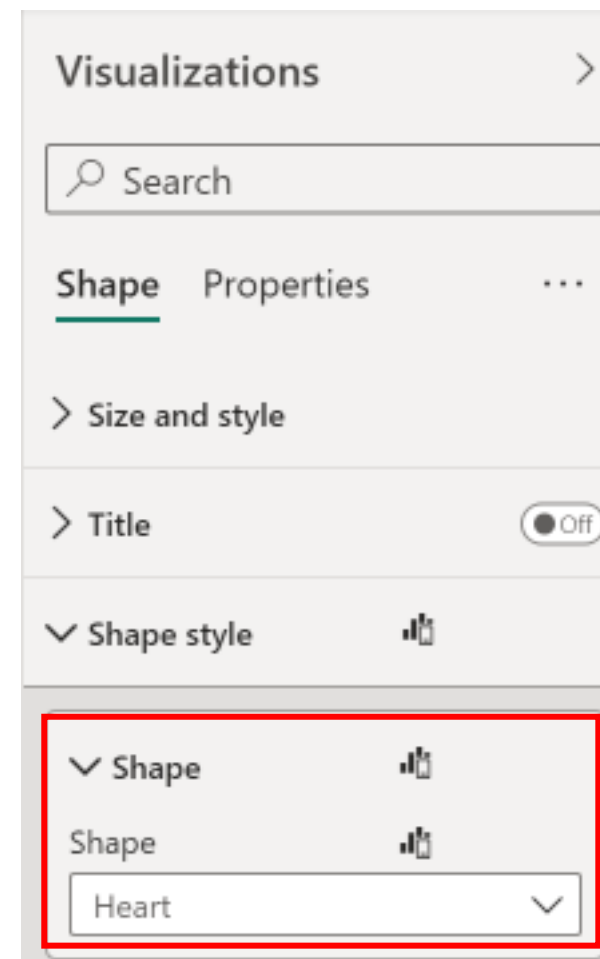
● Report Elements – 📱 Mobile Changes




1



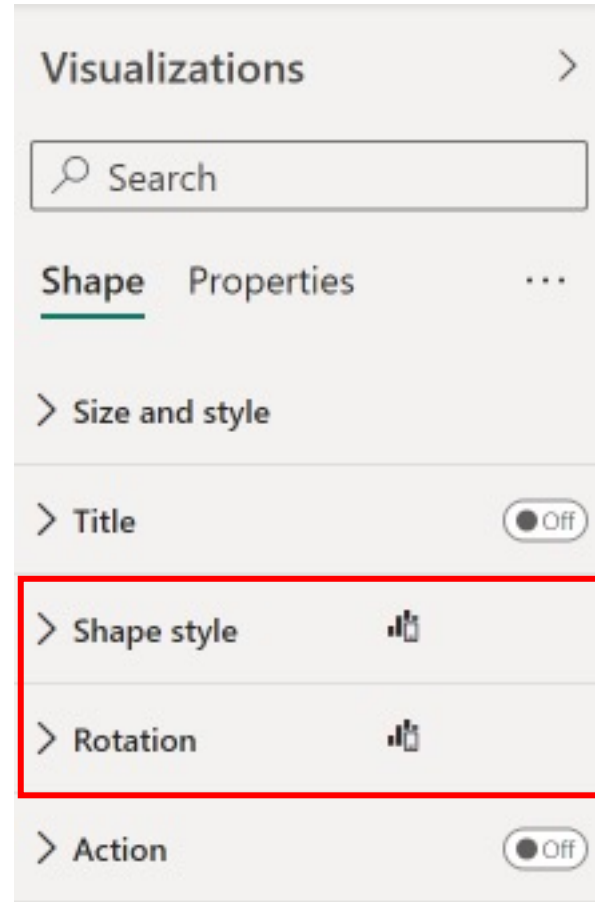
2



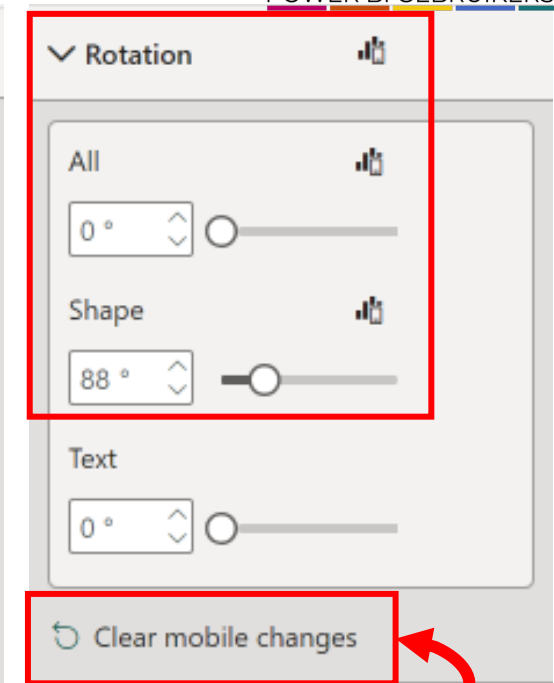
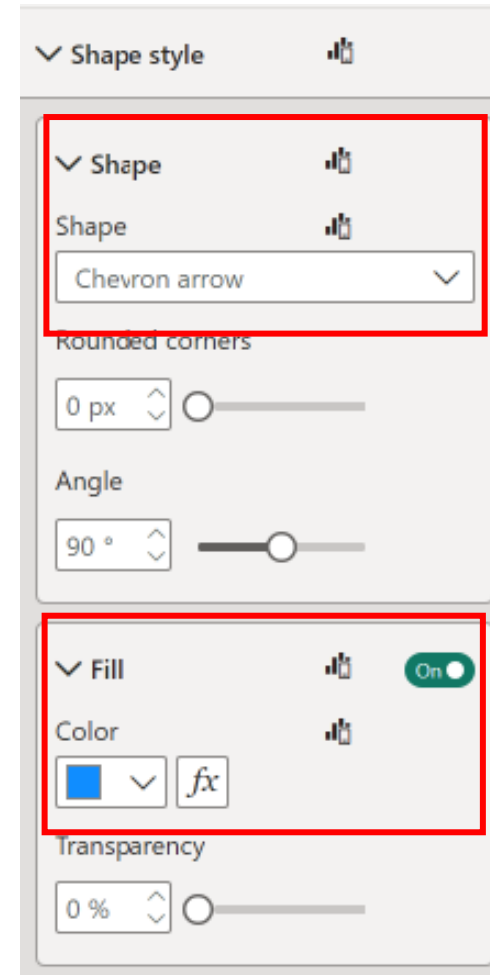
● Report Elements – 📱 Mobile Changes



1



2



● Report Elements – Mobile Changes

Your changes will **only** appear in the **mobile layout**

Some setting in this category have been changed in the **mobile layout** and **won't** inherit changes made in desktop



7

Report Elements – Data



- Tables

limit the number of columns

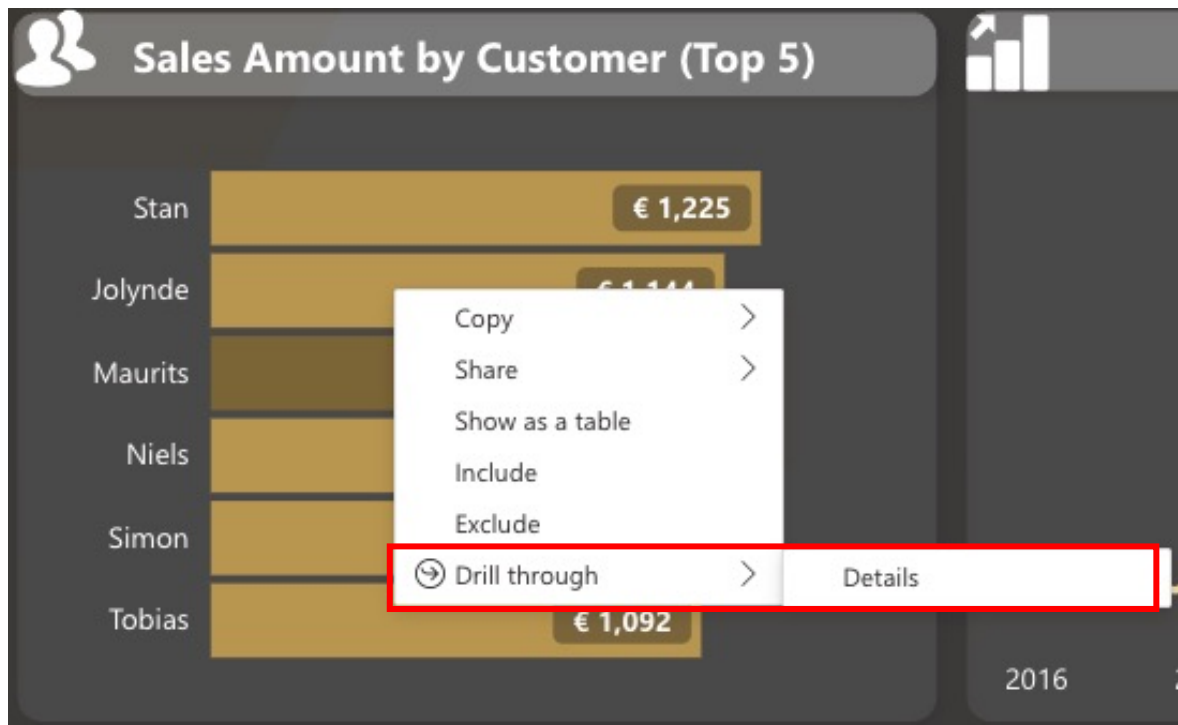
- Graphs

check for readability when
you have more data
(whole year)

- Custom Visuals

Check for mobile proof

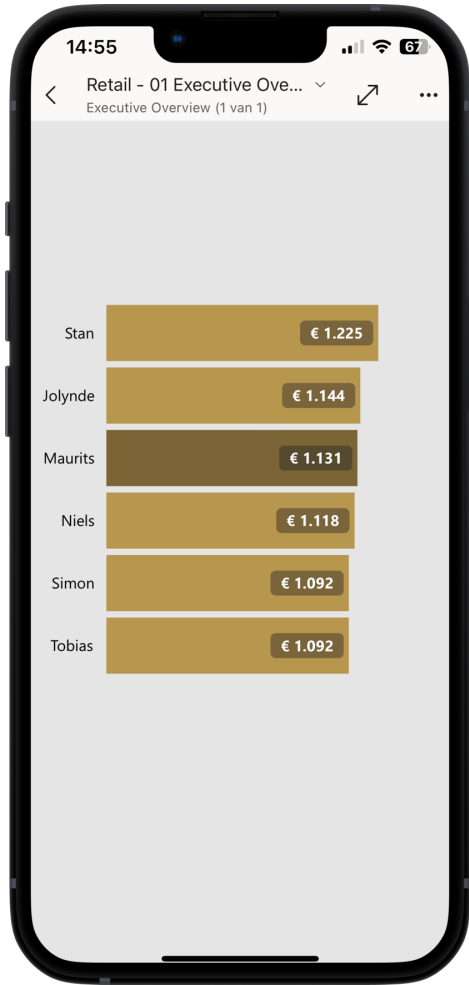
● Report Elements – Drill through | Desktop



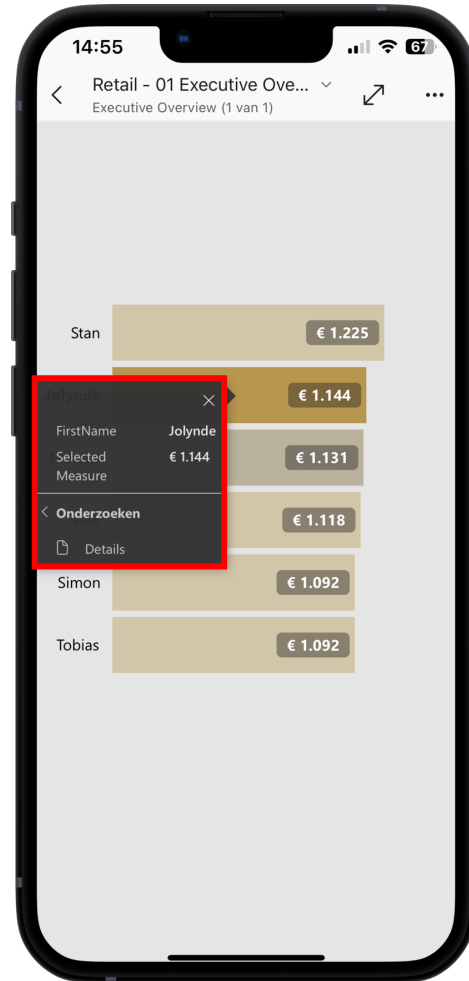
CustomerID	FirstName	LastName	Gender
C344066	Jolynde	Vis	Female

Date	ProductName	Quantity	NetPrice
29/06/2021	Bootwear	1	75
02/06/2023	Bootwear	1	75
02/06/2023	Sweatzy	1	50
02/06/2023	Swoonix	2	130
03/06/2023	Bootwear	3	215
03/06/2023	Frove	1	63
03/06/2023	Wove	2	116
03/07/2023	Bootwear	1	75
03/07/2023	Frove	2	120
03/07/2023	Sweatzy	2	100
03/07/2023	Swoonix	1	65
03/07/2023	Wove	1	60
Total		18	1,144

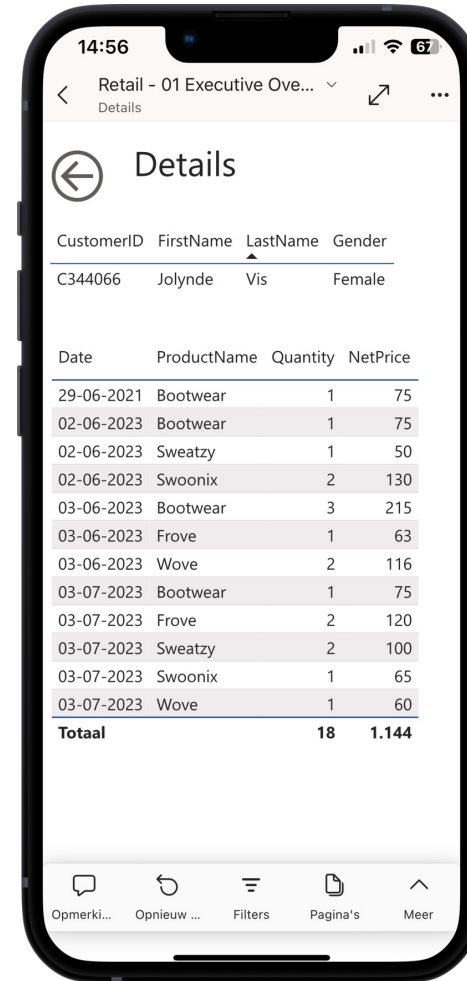
Report Elements - Drill through | Mobile



1

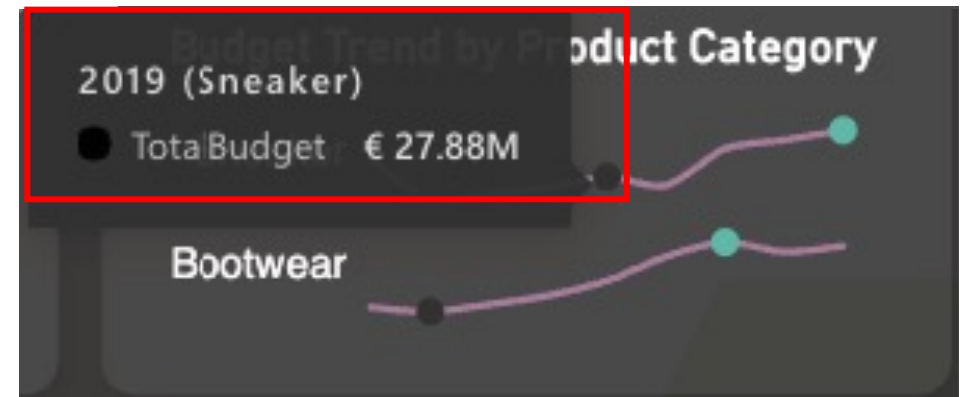


2



3

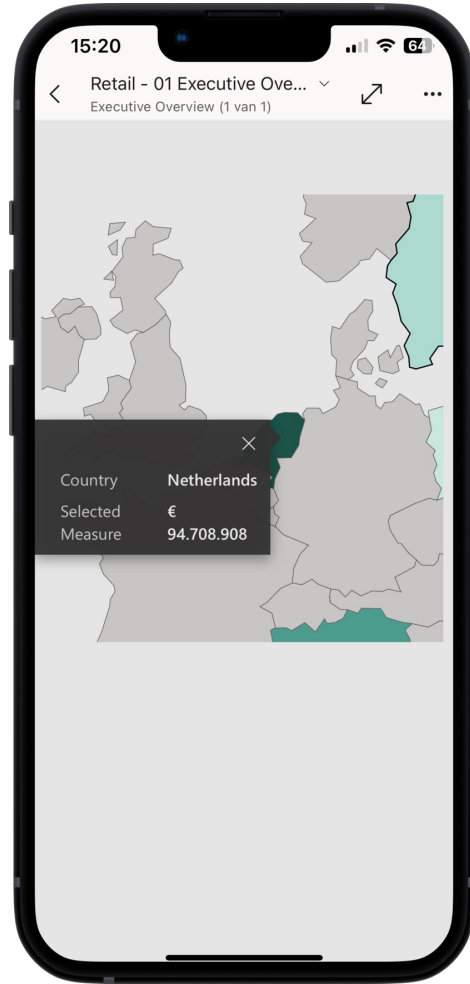
● Report Elements – Mouse-over | Desktop



Report Elements - Mouse-over | Mobile



1

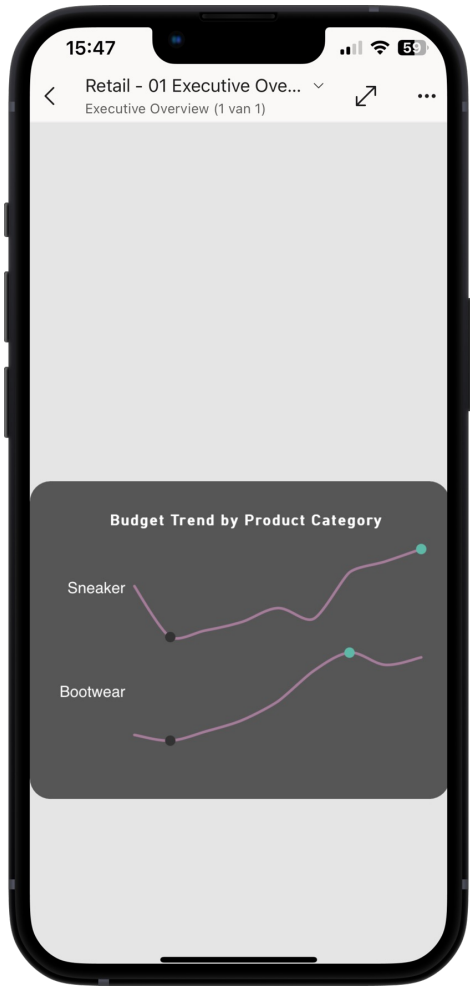


2

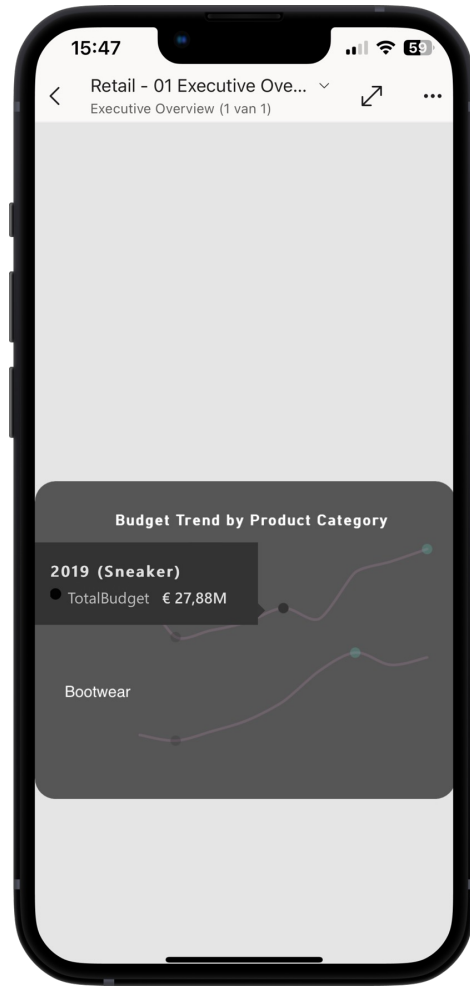


3

Report Elements - Mouse-over | Mobile



1



2



8 Lessons Learned



Thanks for your attention! If you have more questions.....



you can visit our stand and maybe win a prize!



Do you have **Power BI?**

1. Photo competition: Win a dinner voucher of 150 Euro

Take a creative photo of yourself with your score and post it on LinkedIn with a creative text. Make sure to include:

- These hashtags: #valconpbi and #implementingthefuture
- A personal tag: @basschuurmans
- A company tag: @valcon

The most creative photo and text combination secures the win!

2. High power competition: Win a sports gift bag

Your unique number to participate:

Claim the prize by achieving the highest score!

Session evaluation



Event evaluation

